

Fairstone Brewin 4

Investment Aim

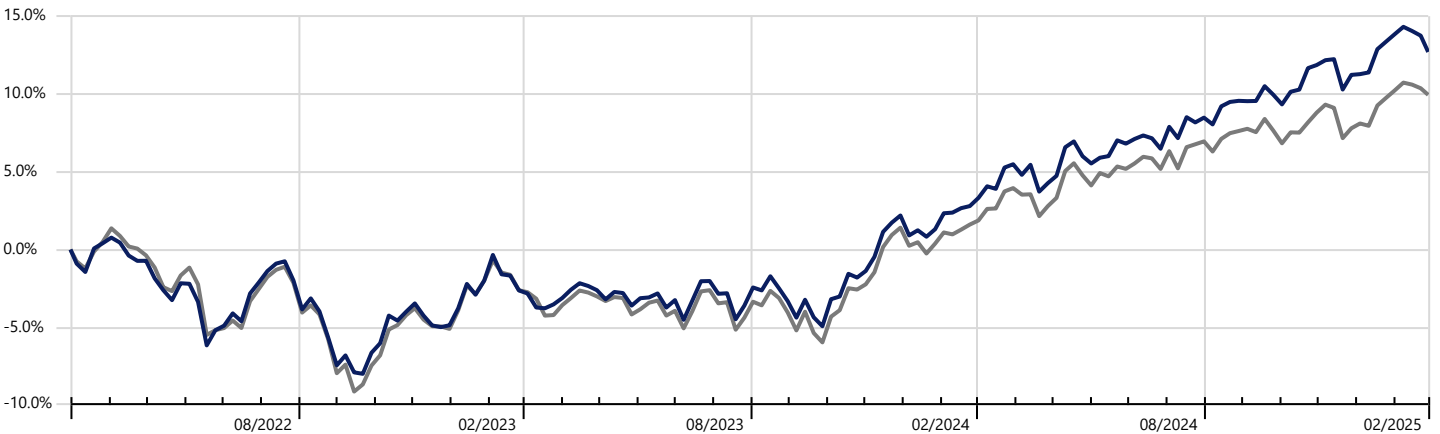
The portfolio is designed to provide risk adjusted returns. It aims to achieve capital appreciation and reduce investment risk through diversification across asset classes and geographies.

This portfolio is managed to maximise risk adjusted returns within a target volatility range of 6.5% and 10% over rolling 10-year time periods. This is not guaranteed, and actual volatility may fluctuate outside of these boundaries.

Ranking the risk on a scale of between 1 and 10, where 1 is the lowest, we place this portfolio as 4.

Investment Growth

Time Period: 01/03/2022 to 28/02/2025



— Fairstone Brewin 4

12.70% — IA Mixed Investment 20-60% Shares

9.95%

Cumulative Performance

	1 Year	3 Years	5 Years
Fairstone Brewin 4	9.65%	12.70%	25.19%
IA Mixed Investment 20-60% Shares	8.29%	9.95%	19.02%

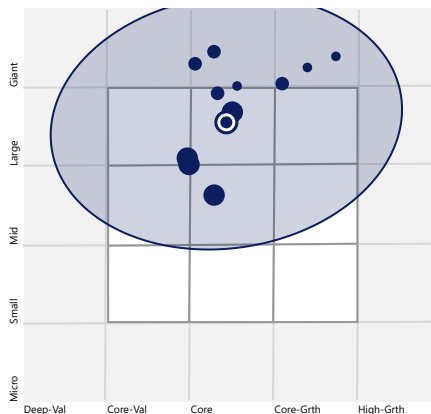
Discrete Year on Year Performance

	0-12m	12-24m	24-36m	36-48m	48-60m
Fairstone Brewin 4	9.65	6.41	-3.41	1.94	8.98
IA Mixed Investment 20-60% Shares	8.29	4.70	-3.02	1.59	6.56

Portfolio Overview

Portfolio Manager	Brewin Dolphin
Investment Universe	Open Ended Funds
Yield	2.12%
Portfolio Start Date	20/05/2019
Ongoing Fund Costs	0.35%
Transactional & Incidental Costs	0.05%
DFM Fee	0.25%
Total Portfolio Charge	0.65%

Investment Style Map



Risk Scale

4

Target 10 Year Volatility

This portfolio is managed to maximise risk adjusted return within a target volatility range of between 6.5% and 10.0% over a rolling 10-year time periods. This is not guaranteed, and actual volatility may fluctuate outside of these boundaries.

Fairstone Brewin 4

Investment Adviser's Market Commentary

POWERED BY



Brewin
Dolphin

Investment Adviser

The portfolio is managed through RBC Brewin Dolphin's network of investment professionals. The asset allocation team meets monthly to decide upon the top-down strategy for the portfolio.

February saw some divergence in equity market performance with US equities stumbling against the backdrop of trade policy uncertainty whilst Europe emerged as a bright spot over optimism on potential fiscal expansion.

US Equities struggled with weaker labour numbers, lower consumer spending and soft manufacturing reports being some of the items that raised concerns about economic growth. President Trump's unpredictable moves on tariffs created instability for businesses and investors which led to increased market volatility.

European equities, especially in Germany, rallied in contrast. Germany's incoming government committed to large-scale fiscal expansion in defence and infrastructure. Markets are hopeful for a paradigm shift in the German fiscal mindset to turnaround anaemic growth in the region. Defence spend could rise materially over the coming years, reflecting Europe's need to be self-sufficient in its own military capabilities. This translates into a boost to the industrial supply chains within Europe, creating new demand for infrastructure, equipment, machineries, commodities and labour.

Chinese technology stocks saw a sharp rally, driven by growing excitement over AI advancements following DeepSeek's breakthrough. Investor optimism was further fuelled by expectations of increased government stimulus to support economic growth.

Most bond markets rose in February in a relatively risk-off month. US Treasury yields declined sharply as investors sought safe-haven assets amid economic uncertainty, while European bond yields rose on expectations of higher government borrowing to fund expansionary policies.

Funds In Focus - MI Select Manager

The fund breakdown overleaf includes funds under the name of MI Select Managers. These are funds that are managed by Brewin Dolphin which allow them to access investments at a lower cost and also bespoke arrangements on behalf of clients.

The breakdown below shows the underlying holding of these funds.

MI Select Managers Alternatives

Commodities & Other Alternatives	52.6%
Schroder Global Cities	22.6%
Muzinich Global Tactical Credit	16.5%
Absolute Return Funds	8.3%

MI Select Managers UK Equity Income

Man GLG UK Equity Income	41.4%
Ninety One UK Equity Income	40.8%
Threadneedle UK Equity Income	18.1%

MI Select Managers Bond

BNY Mellon Gilt	26.9%
Colchester Global Bond	23.6%
Robeco Global Credits	19.3%
DWS US TIPS	16.0%
Man GLG Sterling Corporate Bond	14.2%

MI Select Managers North American

DWS US Quality Growth	29.7%
Brown Advisory US Sustainable Growth	23.7%
BNY Mellon US Equity Income	20.9%
DWS US Value	20.8%
Baillie Gifford American	4.9%

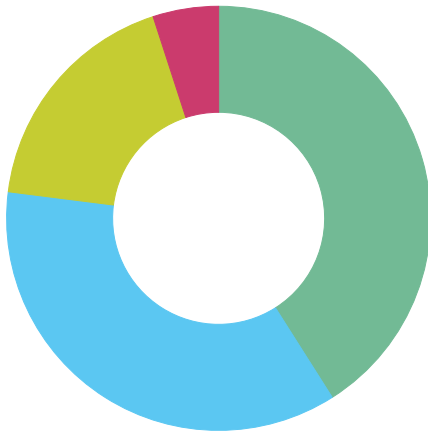
MI Select Managers UK Equity

JPM UK Equity Core	32.6%
Redwheel UK Equity Income	30.1%
Lindsell Train UK Equity	28.9%
Teviot UK Smaller Companies	8.4%

Fairstone Brewin 4

Asset Allocation

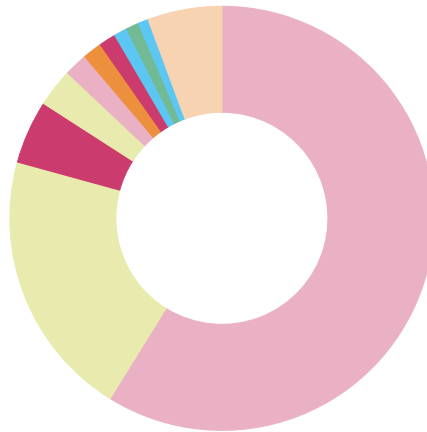
Portfolio Date: 18/02/2025



	%
Equities	41.0
Fixed Income	36.0
Alternatives	18.0
Cash	5.0
Total	100.0

Equity Breakdown

Portfolio Date: 28/02/2025



	%
United States	58.8
United Kingdom	20.4
Japan	4.8
China	2.9
India	1.8
Taiwan	1.5
France	1.3
Australia	1.0
South Korea	1.0
Spain	0.8
Other	5.7
Total	100.0

Portfolio Breakdown

	Sub Asset Class	Portfolio Weighting %
Equities	—	41.00
BlackRock Continental Eurp Inc D Inc	European Equity	0.80
Fundsmith Equity I Inc	Global Equity	2.00
Invesco Asian UK Z Inc	Asia Pacific Equity	1.40
JPM Emerging Markets Income C2 Inc	Emerging Markets Equity	1.60
M&G Japan GBP I Inc	Japanese Equity	1.70
MI Select Managers NA Equity Instl Inc	US Equity	22.50
MI Select Managers UK Eq Inc Instl Inc	UK Equity	6.20
MI Select Managers UK Equity Instl Inc	UK Equity	3.30
MS INVF Asia Opportunity J GBP	Asia Pacific Equity	0.80
Stewart Inv APAC Ldrs B GBP Acc	Asia Pacific Equity	0.70
Fixed Income	—	36.00
MI Select Managers Bond Instl Inc	Global Fixed Income	36.00
Alternatives	—	18.00
MI Select Managers Alts Instl Inc GBP	Lower Risk Alternatives	18.00
Cash	—	5.00
BlackRock ICS Sterling Liq Premier Acc	Cash & Money Market	4.75
CASH	Cash & Money Market	0.25

Fairstone Brewin 4

Target Market

Access to the portfolios is only available to investors on the recommendation of a financial adviser and it is the role of the adviser to determine the appropriateness and suitability of the portfolio to each investor's own personal needs, objectives and preferences.

Type of investors: Given the nature of non-complex UCITS funds the service is suitable for retail investors, professional clients and eligible counterparties. The service is predominantly designed for the use of retail investors.

Investors' knowledge and experience: Investors with basic, informed or advanced knowledge and experience of capital markets and investment risks and of funds and their characteristics.

Clients' financial situation with a focus on the ability to bear losses: Investors have a tolerance to fluctuations in capital invested and potential capital loss.

Clients' risk tolerance and compatibility of the risk/reward profile of the product with the target market: Due to the volatility of the markets in which the service may invest e.g. equity, bond and property markets the service has a risk and reward profile that is compatible with clients who have a risk tolerance aligned to the Investment Aim of the portfolio. Investors should be willing to accept price fluctuations in exchange for the opportunity of possible higher returns.

Clients' objectives and needs: Depending on the duration of the investment the portfolio may be suitable for clients who have a medium-term investment horizon (at least 5 years).

Clients who should not invest (the 'negative-target market'): This portfolio is deemed incompatible for clients who require full capital protection and/or are seeking on-demand full repayment of the amounts invested or who are fully risk averse/have no risk tolerance.

Important Notices

This factsheet is for illustrative purposes only. Investments linked to this model portfolio may not exactly replicate the model portfolio described due to differences in timing of the initial investment or rebalancing differences resulting from minimum transaction size limits or fund availability on the platform or provider.

Please note that platform and financial advice fees are not included.

Where we have provided commentary on specific companies, this commentary is not investment research as defined by the Financial Conduct Authority and has not been prepared in accordance with legal requirements designed to promote the independence of research

Nothing in this document should be deemed to constitute the provision of financial, investment or other profession advice. Responsibility for assessing the suitability of financial products remains solely with the financial adviser.

The information in this document was prepared on the date shown below and is believed to be correct but cannot be guaranteed. The value of investments and the income from them can go down as well as up and investors may not recover the amount of their original investment. The sterling value of overseas investments, and the income from them, will fluctuate as a result of currency movements. Past performance is not a guide to future performance.

Fairstone Private Wealth does not offer tax advice; the tax treatment of investments depends on each investor's individual circumstances and is subject to changes in tax legislation.

Fairstone Private Wealth Ltd. is authorised and regulated by the Financial Conduct Authority (FRN: 457558). Registered in England and Wales no: 05869447. Part of the Fairstone Group Limited. Registered in England and Wales no: 06599555. Registered Office: 8 Camberwell Way, Doxford International Business Park, Sunderland, SR3 3XN

Important Notices – Brewin Dolphin

RBC Brewin Dolphin is a trading name of RBC Europe Limited. RBC Europe Limited is registered in England and Wales No. 995939. Registered Address: 100 Bishopsgate, London EC2N 4AA. Authorised by the Prudential Regulation Authority and regulated by the Financial Conduct Authority and the Prudential Regulation Authority.

Information within this document is correct As of 28/02/2025

Fairstone Private Wealth Ltd is authorised and regulated by the Financial Conduct Authority under FRN 457558.
Head office: 1 The Bulrushes, Bolden Business Park, Tyne & Wear, NE35 9PF
Registered in England and Wales No. 5869447