

Fairstone Responsible Active 5

Investment Aim

The Portfolio is designed to provide risk adjusted returns. It aims to achieve capital appreciation and reduce investment risk through diversification across asset classes and geographies.

This portfolio is managed to maximise risk adjusted returns within a target volatility range of 8.3-11.8% over rolling 10-year time periods. This is not guaranteed, and actual volatility may fluctuate outside of these boundaries.

Ranking the risk on a scale of between 1 and 10, where 1 is the lowest, Fairstone place this portfolio as 5.

The portfolio is likely to be predominantly invested in equities, fixed income and alternatives.

Investment Growth

Time Period: 01/07/2020 to 28/02/2025



— Fairstone Responsible Active 5

14.5% — IA Mixed Investment 20-60% Shares

20.3%

Cumulative Performance

	1 Year	3 Years	5 Years
Fairstone Responsible Active 5	4.27%	3.81%	—
IA Mixed Investment 20-60% Shares	8.29%	9.95%	19.02%

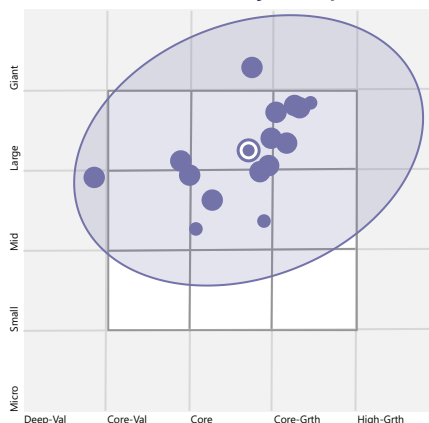
Calendar Year Returns

	YTD	2024	2023	2022	2021	2020
Fairstone Responsible Active 5	7.17	2.41	4.72	-11.81	6.53	—
IA Mixed Investment 20-60% Shares	13.35	6.18	6.86	-9.67	6.31	3.49

Portfolio Overview

Portfolio Manager	Imogen Hambly
Investment Universe	Open Ended Funds
Yield	1.07%
Portfolio Start Date	01/07/2020
Ongoing Fund Costs	0.68%
Transactional & Incidental Costs	0.13%
DFM Fee	0.30%
Total Portfolio Charge	1.11%

Investment Style Map



Risk Scale

5

Target 10 Year Volatility

This portfolio is managed to maximise risk adjusted return within a target volatility range of between 8.3% and 11.8% over a rolling 10-year time periods. This is not guaranteed, and actual volatility may fluctuate outside of these boundaries.

Fairstone Responsible Active 5

Portfolio Managers Market Commentary



Portfolio Manager

Imogen Hambly

Having started the year well, global equity markets weakened through February as fears surrounding the new US administration's policy agenda weighed on corporate and consumer confidence. Global equities fell -1.9%, in GBP terms, driven lower by losses across the US.

The US technology sector exhibited particular weakness, with falling momentum and lingering concerns around competition in artificial intelligence (AI) leading the Nasdaq index to close the month down -5.0%. Other sectors, however, provided better returns, evidence of the continued rotation in leadership within the US market.

Outside the US, regional equity returns were more varied. While movements in the yen weighed on performance from Japanese equities, the FTSE 100 gained, adding 1.6%. Broad European equities rose 2.3%, continuing their strong run of form, with a weaker euro and optimism around potential ECB rate cuts helping stimulate growth.

Chinese equities also performed well, as investor sentiment continued to edge up following government announcements of further policy support, in addition to new-found positivity relating to the region's technology and AI stocks. Weakness in the US dollar added a further tailwind to emerging market stocks.

Within bond markets, weakness in US sentiment and concerns over the region's growth outlook led to a drop in yields, as investors moved to predict a faster pace of interest rate cuts. US Treasuries outperformed, gaining 2.1%, with the changing risk backdrop leading broad government bond indices to outperform their corporate counterparts for the first time in some months.

Across alternative assets, the prospect of falling real yields buoyed returns from gold, which pushed out to reach a new all-time high. Real estate assets also benefitted from falling bond yields.

Against this backdrop the portfolios posted losses, with lower risk models outperforming their higher risk counterparts. Overall, our overweight allocation to UK and emerging market equities benefitted, although broad sustainability related tilts detracted from returns across our global equity solutions. Within our alternative and lower risk holdings, multi-asset fund, Troy Trojan Ethical continued to provide ballast, while our fixed income funds all posted gains.

Fund In Focus

Templeton Global Climate Change

This global equity strategy from Franklin Templeton offers a unique approach to investing in the climate change theme. With a clear exclusionary framework in place, the focus of the fund is on finding companies that provide solutions to mitigate and adapt to climate change, as well as those that are actively adapting their business models to be more resilient in the face of climate change and resource depletion.

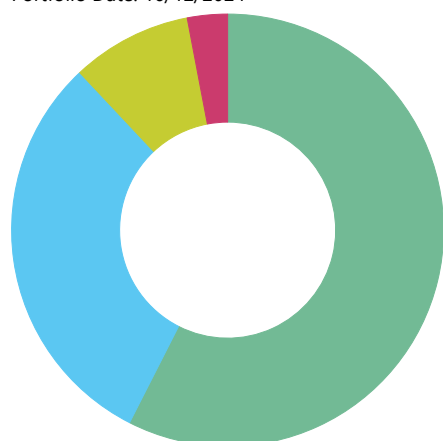
What makes this solution particularly interesting is its overweight position in peer leading companies within the materials sector – a segment of the market that is essential to the energy transition, but often overlooked by sustainable equity funds.

By tackling the more difficult parts of the market in a way that is credible, transparent, and remains true to their sustainability targets, the team at Franklin Templeton have been able to create a strategy that sits apart from peers, in a market that often lacks genuine diversification. Going forward, the Fairstone Environmental portfolios will undoubtedly benefit from having exposure to this fund and the market leading companies that it holds.

Fairstone Responsible Active 5

Asset Allocation

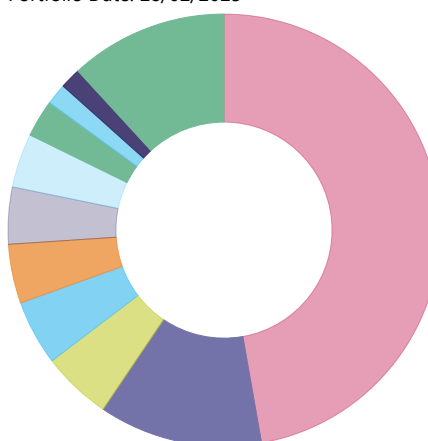
Portfolio Date: 16/12/2024



	%
Equities	57.5
Fixed Income	30.5
Alternatives	9.0
Cash	3.0
Total	100.0

Equity Breakdown

Portfolio Date: 28/02/2025



	%
United States	47.2
United Kingdom	12.2
Taiwan	5.2
France	4.9
Japan	4.4
China	4.3
India	4.1
Denmark	2.8
Germany	1.6
Australia	1.6
Other	11.8
Total	100.0

Portfolio Breakdown

	Sub Asset Class	Portfolio Weighting %
Equities	—	57.50
Federated Hermes Sus GI Eq X GBP Acc	Global Equity	6.50
Impax Asian Environmental Markets IRL X	Asia Pacific Equity	3.00
Janus Henderson UK Responsible Inc I Acc	UK Equity	4.00
Janus Henderson US Sustainable Eq S Acc	US Equity	9.00
M&G Positive Impact Sterling PP GBP Acc	Global Equity	6.50
Ninety One Global Environment K	Global Equity	4.00
Regnan Sustainable Water and Waste AGBP	Global Equity	2.25
Schroder Global Alt Energy L GBP Acc	Global Equity	1.75
Schroder Global Sust Val Eq Z Cap	Global Equity	4.00
Stewart Inv Asia Pac All Cap B GBP Acc	Asia Pacific Equity	3.00
Templeton Glb Climate Change WaccGBP	Global Equity	4.00
UBAM Positive Impact Em Eq KC GBP Acc	Emerging Markets Equity	3.00
Vontobel Global Envir Change N GBP	Global Equity	6.50
Fixed Income	—	30.50
AXA ACT Green Short Dur Bond ZI AccGBPQt	Global Fixed Income	5.75
Liontrust Sust Fut Corp Bd 6 Grs Acc	Global Fixed Income	5.00
PIMCO GIS Climate Bond Instl GBP H Acc	Global Fixed Income	5.00
Vanguard U.S. Govt Bd Idx Ins Pl £ H Acc	Global Fixed Income	2.00
Vanguard UK Govt Bd Idx Ins Pl £ Acc	UK Gilts	2.00
Vontobel TwentyFour Sust S/T Bd Inc NG £	Global Fixed Income	5.75
Wellington Glbl Impact Bond GBP N AcH	Global Fixed Income	5.00
Alternatives	—	9.00
Schroder Global Cities Real Estt L £ Acc	Property	3.00
Trojan Ethical X Acc	Lower Risk Alternatives	6.00
Cash	—	3.00
BlackRock ICS Stlg LiqEnvtyAwr Prem Acc	Cash & Money Market	2.75
CASH	Cash & Money Market	0.25

Fairstone Responsible Active 5

Target Market

Access to the portfolios is only available to investors on the recommendation of a financial adviser and it is the role of the adviser to determine the appropriateness and suitability of the portfolio to each investor's own personal needs, objectives and preferences.

Type of investors: Given the nature of non-complex UCITS funds the service is suitable for retail investors, professional clients and eligible counterparties. The service is predominantly designed for the use of retail investors.

Investors' knowledge and experience: Investors with basic, informed or advanced knowledge and experience of capital markets and investment risks and of funds and their characteristics.

Clients' financial situation with a focus on the ability to bear losses: Investors have a tolerance to fluctuations in capital invested and potential capital loss.

Clients' risk tolerance and compatibility of the risk/reward profile of the product with the target market: Due to the volatility of the markets in which the service may invest e.g. equity, bond and property markets the service has a risk and reward profile that is compatible with clients who have a risk tolerance aligned to the Investment Aim of the portfolio. Investors should be willing to accept price fluctuations in exchange for the opportunity of possible higher returns.

Clients' objectives and needs: Depending on the duration of the investment the portfolio may be suitable for clients who have a medium-term investment horizon (at least 5 years).

Clients who should not invest (the 'negative-target market'): This portfolio is deemed incompatible for clients who require full capital protection and/or are seeking on-demand full repayment of the amounts invested or who are fully risk averse/have no risk tolerance.

Important Notices

This factsheet is for illustrative purposes only. Investments linked to this model portfolio may not exactly replicate the model portfolio described due to differences in timing of the initial investment or rebalancing differences resulting from minimum transaction size limits or fund availability on the platform or provider.

Please note that platform and financial advice fees are not included.

Where we have provided commentary on specific companies, this commentary is not investment research as defined by the Financial Conduct Authority and has not been prepared in accordance with legal requirements designed to promote the independence of research

Nothing in this document should be deemed to constitute the provision of financial, investment or other profession advice. Responsibility for assessing the suitability of financial products remains solely with the financial adviser.

The information in this document was prepared on the date shown below and is believed to be correct but cannot be guaranteed. The value of investments and the income from them can go down as well as up and investors may not recover the amount of their original investment. The sterling value of overseas investments, and the income from them, will fluctuate as a result of currency movements. Past performance is not a guide to future performance.

Fairstone Private Wealth does not offer tax advice; the tax treatment of investments depends on each investor's individual circumstances and is subject to changes in tax legislation.

Fairstone Private Wealth Ltd. is authorised and regulated by the Financial Conduct Authority (FRN: 457558). Registered in England and Wales no: 05869447. Part of the Fairstone Group Limited. Registered in England and Wales no: 06599555. Registered Office: 8 Camberwell Way, Doxford International Business Park, Sunderland, SR3 3XN