

Fairstone Brewin 7

Investment Aim

The portfolio is designed to provide risk adjusted returns. It aims to achieve capital appreciation and reduce investment risk through diversification across asset classes and geographies.

This portfolio is managed to maximise risk adjusted returns within a target volatility range of 11.8% and 15.4% over rolling 10-year time periods. This is not guaranteed, and actual volatility may fluctuate outside of these boundaries.

Ranking the risk on a scale of between 1 and 10, where 1 is the lowest, we place this portfolio as 7.

Investment Growth

Time Period: 01/05/2023 to 30/04/2026



— Fairstone Brewin 7

38.06% — IA Flexible Investment

32.62%

Cumulative Performance

	1 Year	3 Years	5 Years
Fairstone Brewin 7	19.99%	38.06%	36.58%
IA Flexible Investment	19.35%	32.62%	30.08%

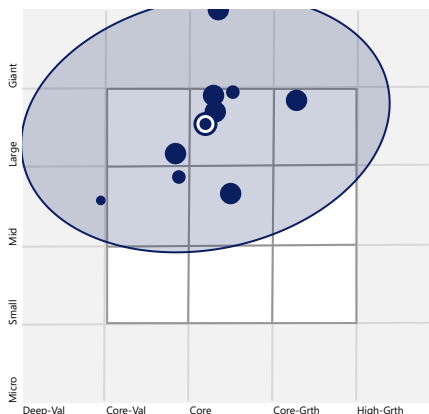
Calendar Year Returns

	YTD	2025	2024	2023	2022	2021
Fairstone Brewin 7	3.54	11.08	13.26	8.76	-8.90	13.34
IA Flexible Investment	3.39	12.08	9.16	7.31	-9.13	11.38

Portfolio Overview

Portfolio Manager	Brewin Dolphin
Investment Universe	Open Ended Funds
Yield	1.83%
Portfolio Start Date	20/05/2019
Ongoing Fund Costs	0.35%
DFM Fee	0.25%
Total Portfolio Charge	0.60%

Investment Style Map



Risk Scale

7

Target 10 Year Volatility

This portfolio is managed to maximise risk adjusted return within a target volatility range of between 11.8% and 15.4% over a rolling 10-year time periods. This is not guaranteed, and actual volatility may fluctuate outside of these boundaries.

Fairstone Brewin 7

Investment Adviser's Market Commentary

POWERED BY



**Brewin
Dolphin**

Investment Adviser

The portfolio is managed through RBC Brewin Dolphin's network of investment professionals. The asset allocation team meets monthly to decide upon the top-down strategy for the portfolio.

April saw equity markets recover as US-Iran diplomatic dialogue eased geopolitical tension, though elevated and volatile oil prices underscored how fragile the ceasefire remains. Central banks held interest rates steady but signalled they may raise them in future. Energy-importing currencies weakened sharply—the Japanese yen fell to 160 per dollar before intervention to support it—while gold faced headwinds as central banks slowed their reserve accumulation.

Bond and equity markets remained resilient despite these headwinds, supported by strong company earnings and continued investor inflows. Large technology companies led gains: Alphabet's cloud computing business surged 63%, while Amazon's cloud services grew 28%. Energy and commodity-focused stocks performed well, while software and growth-oriented companies lagged behind.

The outlook remains finely balanced. Strong company profits support stock prices, yet valuations for major tech companies have become stretched. Combined with unresolved geopolitical risks and rising inflation, central banks may need to raise interest rates further—which could slow economic growth and put downward pressure on both stocks and bonds.

Funds In Focus - MI Select Manager

The fund breakdown overleaf includes funds under the name of MI Select Managers. These are funds that are managed by Brewin Dolphin which allow them to access investments at a lower cost and also bespoke arrangements on behalf of clients.

The breakdown below shows the underlying holding of these funds.

MI Select Managers Alternatives

Commodities & Other Alternatives	53.1%
Schroder Global Cities	21.7%
Muzinich Global Tactical Credit	11.4%
Absolute Return Funds	13.8%

MI Select Managers UK Equity Income

Man GLG UK Equity Income	38.0%
Ninety One UK Equity Income	38.4%
Threadneedle UK Equity Income	23.6%

MI Select Managers Bond

BNY Mellon Gilt	28.7%
Colchester Global Bond	18.8%
DWS Global Index Linked	19.9%
Man GLG Sterling Corporate Bond	14.2%
Selection of Global Credit Strategies	18.4%

MI Select Managers North American

DWS US Quality Growth	33.4%
Brown Advisory US Sustainable Growth	9.5%
BNY Mellon US Equity Income	19.3%
DWS US Value	19.5%
GQG Partners US Equity	9.8%
Other North American Equities	8.5%

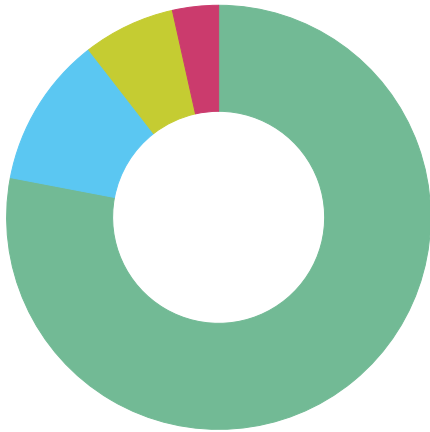
MI Select Managers UK Equity

JPM UK Equity Core	53.8%
Redwheel UK Equity Income	26.7%
Ninety One UK Equity Income	11.2%
Teviot UK Smaller Companies	8.3%

Fairstone Brewin 7

Asset Allocation

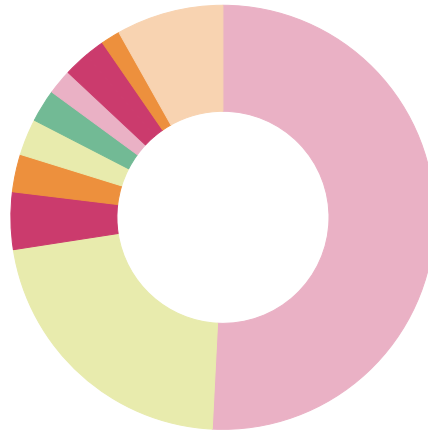
Portfolio Date: 16/04/2026



	%
Equities	78.0
Fixed Income	11.5
Alternatives	7.0
Cash	3.5
Total	100.0

Equity Breakdown

Portfolio Date: 30/04/2026



	%
United States	50.8
United Kingdom	21.8
Japan	4.4
Taiwan	2.9
China	2.8
South Korea	2.5
Netherlands	1.9
Switzerland	1.9
France	1.5
Germany	1.5
Other	8.2
Total	100.0

Portfolio Breakdown

	Sub Asset Class	Portfolio Weighting %
Equities	—	78.00
MI Select Managers NA Equity Instl Inc	US Equity	37.70
MI Select Managers UK Equity Instl Inc	UK Equity	17.10
MI Select ManagersGlblandEmOpportsInsInc	Emerging Markets Equity	9.50
BlackRock European Dynamic FD Inc	European Equity	3.30
M&G Japan GBP I Inc	Japanese Equity	3.30
HSBC European Index Accumulation C	European Equity	2.30
Winton Trend Enh Glbl Eq UCITS F GBP Acc	Global Equity	2.00
MI Select Managers UK Eq Inc Instl Inc	UK Equity	1.90
Schroder European Recovery L Inc	European Equity	0.90
Fixed Income	—	11.50
MI Select Managers Bond Instl Inc	Global Fixed Income	11.50
Alternatives	—	7.00
MI Select Managers Alts Instl Inc GBP	Lower Risk Alternatives	7.00
Cash	—	3.50
BlackRock ICS Sterling Liq Premier Acc	Cash & Money Market	3.25
CASH	Cash & Money Market	0.25

Fairstone Brewin 7

Target Market

Access to the portfolios is only available to investors on the recommendation of a financial adviser and it is the role of the adviser to determine the appropriateness and suitability of the portfolio to each investor's own personal needs, objectives and preferences.

Type of investors: Given the nature of non-complex UCITS funds the service is suitable for retail investors, professional clients and eligible counterparties. The service is predominantly designed for the use of retail investors.

Investors' knowledge and experience: Investors with basic, informed or advanced knowledge and experience of capital markets and investment risks and of funds and their characteristics.

Clients' financial situation with a focus on the ability to bear losses: Investors have a tolerance to fluctuations in capital invested and potential capital loss.

Clients' risk tolerance and compatibility of the risk/reward profile of the product with the target market: Due to the volatility of the markets in which the service may invest e.g. equity, bond and property markets the service has a risk and reward profile that is compatible with clients who have a risk tolerance aligned to the Investment Aim of the portfolio. Investors should be willing to accept price fluctuations in exchange for the opportunity of possible higher returns.

Clients' objectives and needs: Depending on the duration of the investment the portfolio may be suitable for clients who have a medium-term investment horizon (at least 5 years).

Clients who should not invest (the 'negative-target market'): This portfolio is deemed incompatible for clients who require full capital protection and/or are seeking on-demand full repayment of the amounts invested or who are fully risk averse/have no risk tolerance.

Important Notices

This factsheet is for illustrative purposes only. Investments linked to this model portfolio may not exactly replicate the model portfolio described due to differences in timing of the initial investment or rebalancing differences resulting from minimum transaction size limits or fund availability on the platform or provider.

Please note that platform and financial advice fees are not included.

Where we have provided commentary on specific companies, this commentary is not investment research as defined by the Financial Conduct Authority and has not been prepared in accordance with legal requirements designed to promote the independence of research

Nothing in this document should be deemed to constitute the provision of financial, investment or other profession advice. Responsibility for assessing the suitability of financial products remains solely with the financial adviser.

The information in this document was prepared on the date shown below and is believed to be correct but cannot be guaranteed. The value of investments and the income from them can go down as well as up and investors may not recover the amount of their original investment. The sterling value of overseas investments, and the income from them, will fluctuate as a result of currency movements. Past performance is not a guide to future performance.

Fairstone Private Wealth does not offer tax advice; the tax treatment of investments depends on each investor's individual circumstances and is subject to changes in tax legislation.

Fairstone Private Wealth Ltd. is authorised and regulated by the Financial Conduct Authority (FRN: 457558). Registered in England and Wales no: 05869447. Part of the Fairstone Group Limited. Registered in England and Wales no: 06599555. Registered Office: 8 Camberwell Way, Doxford International Business Park, Sunderland, SR3 3XN

Important Notices – Brewin Dolphin

RBC Brewin Dolphin is a trading name of RBC Europe Limited. RBC Europe Limited is registered in England and Wales No. 995939. Registered Address: 100 Bishopsgate, London EC2N 4AA. Authorised by the Prudential Regulation Authority and regulated by the Financial Conduct Authority and the Prudential Regulation Authority.

Information within this document is correct As of 30/04/2026

Fairstone Private Wealth Ltd. is authorised and regulated by the Financial Conduct Authority (FRN: 457558). Registered in England and Wales no: 05869447. Part of the Fairstone Group Limited. Registered in England and Wales no: 06599555. Registered Office: 8 Camberwell Way, Doxford International Business Park, Sunderland, SR3 3XN