

Fairstone Brooks Macdonald 3

Investment Aim

The portfolio is designed to provide risk adjusted returns. It aims to achieve capital appreciation and reduce investment risk through diversification across asset classes and geographies.

This portfolio is managed to maximise risk adjusted returns within a target volatility range of 4.7% and 8.3% over rolling 10-year time periods. This is not guaranteed, and actual volatility may fluctuate outside of these boundaries.

Ranking the risk on a scale of between 1 and 10, where 1 is the lowest, we place this portfolio as 3.

Investment Growth

Time Period: 01/05/2020 to 30/04/2025



— Fairstone Brooks Macdonald 3

— IA Mixed Investment 0-35% Shares

Cumulative Performance

	1 Year	3 Years	5 Years
Fairstone Brooks Macdonald 3	4.84%	6.53%	14.99%
IA Mixed Investment 0-35% Shares	4.50%	5.04%	11.33%

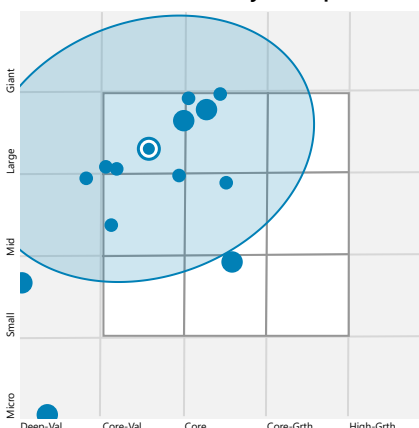
Calendar Year Returns

	YTD	2024	2023	2022	2021	2020
Fairstone Brooks Macdonald 3	0.98	5.01	4.80	-8.60	4.31	3.37
IA Mixed Investment 0-35% Shares	0.53	4.37	6.06	-10.22	2.57	3.98

Portfolio Overview

Investment Adviser	Brooks Macdonald
Investment Universe	Open Ended Funds
Yield	3.41%
Portfolio Start Date	18/07/2019
Ongoing Fund Costs	0.40%
Transactional & Incidental Costs	0.06%
DFM Fee	0.25%
Total Portfolio Charge	0.71%

Investment Style Map



Risk Scale

3

Target 10 Year Volatility

This portfolio is managed to maximise risk adjusted return within a target volatility range of between 4.7% and 8.3% over a rolling 10-year time periods. This is not guaranteed, and actual volatility may fluctuate outside of these boundaries.

Fairstone Brooks Macdonald 3

Investment Adviser's Market Commentary

Market Headlines



Investment Adviser

Brooks Macdonald have a strong team leading the management of the Fairstone BM Model Portfolios, including highly experienced investment managers Frank Atkins, Alex Chittenden, James Hussey and Mark Shields. The team has consistently delivered strong investment performance, underpinned by their centralised investment process, providing clients and advisers with access to their award-winning investment management capabilities and high levels of service.

- **Huge volatility hits markets in April.** April saw huge volatility in global markets, as investors reeled first from fears over US President Trump's tariff plans, before staging a rally from the month-lows as some tariffs were paused.
- **Bond markets don't escape tariff uncertainty.** While government bonds outperformed global equities over the month, tariff-induced inflation and economic growth worries drove big swings in yields.
- **Companies cite growing uncertainty on tariffs.** Despite calendar Q1 reports broadly meeting expectations, a growing number of companies withheld forward guidance, highlighting growing uncertainty around tariffs.
- **Not just tariffs, but geopolitical challenges unresolved.** While Trump's tariffs dominated markets in April, despite US-led efforts a lasting Russia-Ukraine peace deal continued to prove elusive.

29 April marked the 100th day of US President Trump's second presidential term in office, yet the period bookended two very different investment backdrops for markets. History books will judge April as a month when market volatility came soaring back, triggered by Trump's 2 April "Liberation Day" tariff announcement.

That catalysed a rollercoaster ride for investors, with markets dropping sharply in the wake of Trump's reciprocal tariffs on the rest of the world, only to go on to stage an impressive rally and unwind much of the tariff-induced falls as Trump subsequently paused the more extreme parts of his tariff agenda.

The equity markets rally from April lows saw investors respond to Trump's pause on some of his tariffs, but significant risks for both economies and markets remain. Markets were sent into a tailspin following the shock of Trump's 2 April tariff announcement. Much worse than expected, it catalysed fears for slower economic growth and higher inflation pressures as trade tariffs could add unwelcome costs to international trade, impacting both businesses and consumers.

Trying to inject some respite into markets, US President Trump subsequently announced a 90-day pause for those higher rates of tariffs on countries outside of China just one week after announcing them. But with that pause due to end in early July, markets are not out of the woods.

As well as trade tariffs, US President Trump roiled markets by questioning the decisions of US Federal Reserve (Fed) Chair Jerome Powell. Much to Trump's frustration, Powell signalled a willingness to keep interest rates higher-for-longer to guard against a trade tariff induced risk of resurgent inflation pressures.

But by implicitly questioning the independence of the Fed, at times during the month it sent the US dollar weaker and US government bond borrowing costs higher. Even though Trump later walked back his rhetoric, there is a risk that the episode causes investors to negatively reassess the relative attraction of US equities and bonds.

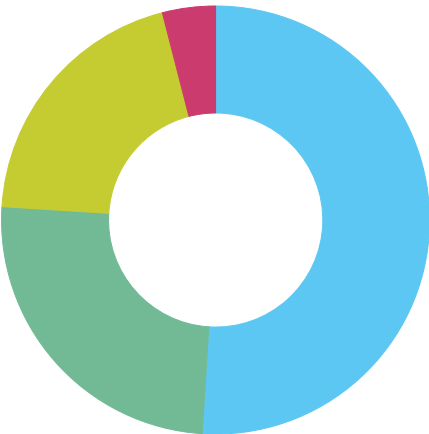
April was dominated by the actions of US President Trump. But while US equity markets, in particular, have staged a decent recovery, there is a risk that business and consumer confidence has suffered a more enduring blow. It is highly probable that economic activity has been adversely affected by Trump's tariff policies which would not be supportive of risk assets more broadly.

At our latest asset allocation meeting in April, for certain model risk-portfolios we guided to reduce our US equity holdings, adding to UK fixed income. While we continue to see some selective equity opportunities globally, we are now more balanced in our preference between equities, bonds and alternative assets overall.

Fairstone Brooks Macdonald 3

Asset Allocation

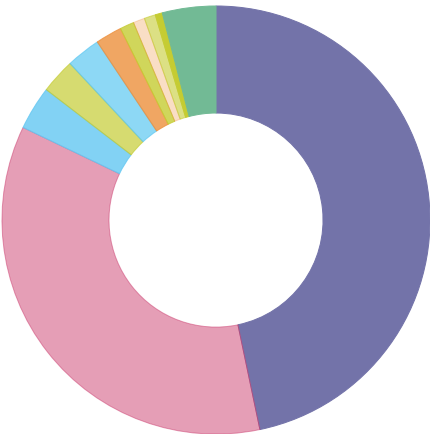
Portfolio Date: 20/02/2025



	%
Fixed Income	51.0
Equities	25.0
Alternatives	20.0
Cash	4.0
Total	100.0

Equity Breakdown

Portfolio Date: 30/04/2025



	%
United Kingdom	46.7
United States	35.4
France	3.3
Switzerland	2.6
Germany	2.6
Japan	2.0
Sweden	1.1
Netherlands	0.9
Taiwan	0.9
South Korea	0.5
Other	4.0
Total	100.0

Portfolio Breakdown

	Sub Asset Class	Portfolio Weighting %
Fixed Income	—	51.00
L&G Global Inflation Linked Bd Idx C Inc	Index Linked Bonds	3.00
L&G Short Dated £ Corporate Bd Idx I Inc	UK Corporate Bonds	9.00
L&G Sterling Corporate Bond Index I Inc	UK Corporate Bonds	7.00
Royal London S/T Fxd Inc Enh Y Inc	UK Corporate Bonds	6.00
Royal London Short Duration Gilts M Inc	UK Gilts	9.00
Vanguard U.S. Govt Bd Idx £ Dist	Global Fixed Income	3.00
Vanguard UK Govt Bd Idx Ins Pl £ Dist	UK Gilts	9.00
Vontobel TwentyFour StratInc AQG GBP	Global Fixed Income	5.00
Equities	—	25.00
Artemis UK Select I Inc GBP	UK Equity	3.00
BNY Mellon US Equity Income Instl W Inc	US Equity	3.00
Guinness Global Equity Income Y GBP Dist	Global Equity	4.00
JOHCM UK Equity Income Y GBP Inc	UK Equity	3.00
JPM Global Equity Income C Net Inc	Global Equity	3.00
Schroder Global Equity Income L GBP Inc	Global Equity	3.00
TM Redwheel UK Eq Inc R Inc	UK Equity	2.00
Vanguard FTSE UK All Shr Idx Unit Tr£Inc	UK Equity	4.00
Alternatives	—	20.00
Atlantic House Defined Ret I Inc GBP	Lower Risk Alternatives	4.00
Atlantic House Uncrltd Strats A GBPH Acc	Lower Risk Alternatives	3.00
Fortem Capital Absolute Return I GBP Inc	Lower Risk Alternatives	3.00
JPM Unconstrained Bond C Grs Acc	Lower Risk Alternatives	4.00
Vontobel TwentyFour Abs RetCrdt N GBP	Lower Risk Alternatives	6.00
Cash	—	4.00
abrdn Sterling Money Market I Acc	Cash & Money Market	3.75
CASH	Cash & Money Market	0.25

Fairstone Brooks Macdonald 3

Target Market

Access to the portfolios is only available to investors on the recommendation of a financial adviser and it is the role of the adviser to determine the appropriateness and suitability of the portfolio to each investor's own personal needs, objectives and preferences.

Type of investors: Given the nature of non-complex UCITS funds the service is suitable for retail investors, professional clients and eligible counterparties. The service is predominantly designed for the use of retail investors.

Investors' knowledge and experience: Investors with basic, informed or advanced knowledge and experience of capital markets and investment risks and of funds and their characteristics.

Clients' financial situation with a focus on the ability to bear losses: Investors have a tolerance to fluctuations in capital invested and potential capital loss.

Clients' risk tolerance and compatibility of the risk/reward profile of the product with the target market: Due to the volatility of the markets in which the service may invest e.g. equity, bond and property markets the service has a risk and reward profile that is compatible with clients who have a risk tolerance aligned to the Investment Aim of the portfolio. Investors should be willing to accept price fluctuations in exchange for the opportunity of possible higher returns.

Clients' objectives and needs: Depending on the duration of the investment the portfolio may be suitable for clients who have a medium-term investment horizon (at least 5 years).

Clients who should not invest (the 'negative-target market'): This portfolio is deemed incompatible for clients who require full capital protection and/or are seeking on-demand full repayment of the amounts invested or who are fully risk averse/have no risk tolerance.

Important Notices

This factsheet is for illustrative purposes only. Investments linked to this model portfolio may not exactly replicate the model portfolio described due to differences in timing of the initial investment or rebalancing differences resulting from minimum transaction size limits or fund availability on the platform or provider.

Please note that platform and financial advice fees are not included.

Where we have provided commentary on specific companies, this commentary is not investment research as defined by the Financial Conduct Authority and has not been prepared in accordance with legal requirements designed to promote the independence of research

Nothing in this document should be deemed to constitute the provision of financial, investment or other profession advice. Responsibility for assessing the suitability of financial products remains solely with the financial adviser.

The information in this document was prepared on the date shown below and is believed to be correct but cannot be guaranteed. The value of investments and the income from them can go down as well as up and investors may not recover the amount of their original investment. The sterling value of overseas investments, and the income from them, will fluctuate as a result of currency movements. Past performance is not a guide to future performance.

Fairstone Private Wealth does not offer tax advice; the tax treatment of investments depends on each investor's individual circumstances and is subject to changes in tax legislation.

Fairstone Private Wealth Ltd. is authorised and regulated by the Financial Conduct Authority (FRN: 457558). Registered in England and Wales no: 05869447. Part of the Fairstone Group Limited. Registered in England and Wales no: 06599555. Registered Office: 8 Camberwell Way, Doxford International Business Park, Sunderland, SR3 3XN

Important Notices – Brooks Macdonald Asset Management Limited

Brooks Macdonald Asset Management Limited is authorised and regulated by the Financial Conduct Authority.

Registered in England No 3417519. Registered office: 21 Lombard Street, London, EC3V 9AH.

This material is produced by Fairstone Private Wealth Limited and Brooks Macdonald accept no responsibility for its accuracy.

Brooks Macdonald is a trading name of Brooks Macdonald Group plc used by various companies in the Brooks Macdonald group of companies.

Brooks Macdonald Group plc is registered in England No 4402058. Registered office: 21 Lombard Street, London, EC3V 9AH.

Information within this document is correct As of 30/04/2025

Fairstone Private Wealth Ltd is authorised and regulated by the Financial Conduct Authority under FRN 457558.
Head office: 1 The Bulrushes, Bolden Business Park, Tyne & Wear, NE35 9PF
Registered in England and Wales No. 5869447