

# Fairstone Responsible Active 6

## Investment Aim

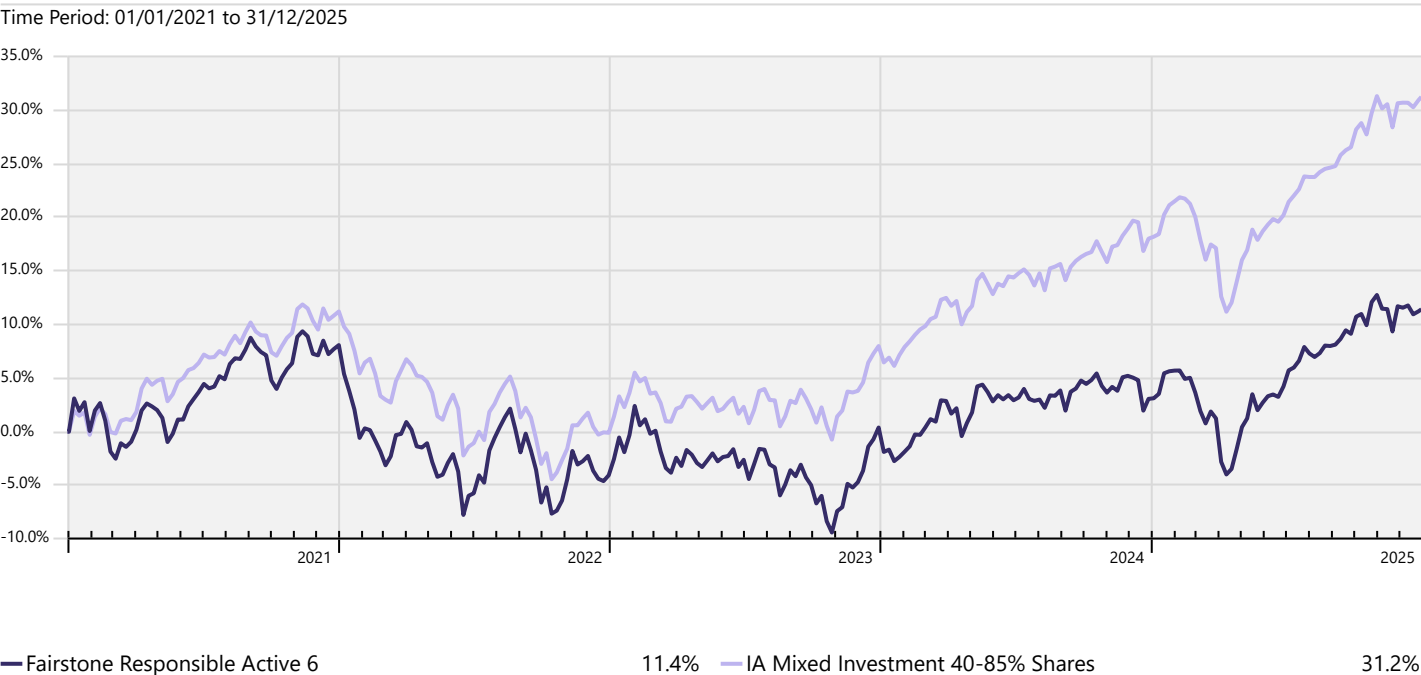
The Portfolio is designed to provide risk adjusted returns. It aims to achieve capital appreciation and reduce investment risk through diversification across asset classes and geographies.

This portfolio is managed to maximise risk adjusted returns within a target volatility range of 10.0-13.6% over rolling 10-year time periods. This is not guaranteed, and actual volatility may fluctuate outside of these boundaries.

Ranking the risk on a scale of between 1 and 10, where 1 is the lowest, Fairstone place this portfolio as 6.

The portfolio is likely to be predominantly invested in equities, fixed income and alternatives.

## Investment Growth



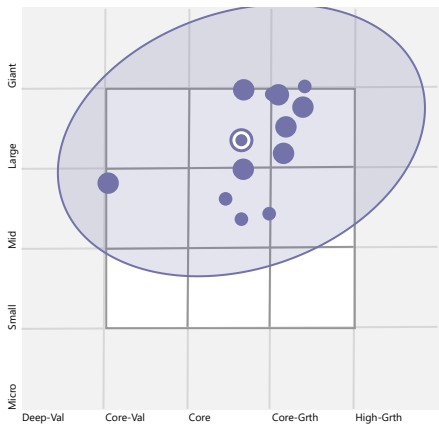
	Cumulative Performance		
	1 Year	3 Years	5 Years
Fairstone Responsible Active 6	8.62%	16.14%	11.42%
IA Mixed Investment 40-85% Shares	11.62%	31.37%	31.24%

	Calendar Year Returns					
	YTD	2025	2024	2023	2022	2021
Fairstone Responsible Active 6	8.62	8.62	2.18	4.64	-11.24	8.08
IA Mixed Investment 40-85% Shares	11.62	11.62	8.88	8.10	-10.18	11.22

## Portfolio Overview

Portfolio Manager	Imogen Hambly
Investment Universe	Open Ended Funds
Yield	1.02%
Portfolio Start Date	01/07/2020
Ongoing Fund Costs	0.64%
DFM Fee	0.30%
Total Portfolio Charge	0.94%

## Investment Style Map



## Risk Scale

6

Target 10 Year Volatility

This portfolio is managed to maximise risk adjusted return within a target volatility range of between 10.0% and 13.6% over a rolling 10-year time periods. This is not guaranteed, and actual volatility may fluctuate outside of these boundaries.

# Fairstone Responsible Active 6

## Portfolio Managers Market Commentary



### Portfolio Manager

Imogen Hambly

December closed out 2025 with a tone of cautious optimism across global markets. While pockets of volatility persisted, the prevailing narrative was one of consolidation rather than capitulation. Investors weighed the supportive effects of easing inflation and selective central bank rate cuts against ongoing concerns surrounding valuations and geopolitical uncertainty. Against this backdrop, both equity and fixed income markets delivered mixed outcomes.

In line with trends observed earlier in the year, market leadership continued to broaden, with UK, European and Emerging Market equities outperforming US stocks. This broadening was also evident at the sector level, where cyclical and value sectors outperformed growth, reflecting investor demand for diversification amid growing questions over the sustainability of AI-driven spending trends.

Within the US, the S&P 500 declined 1.6% in GBP terms, outperforming the Nasdaq, which fell 2.1%, as technology stocks - key drivers of 2025's rally - faced valuation headwinds. While investor caution toward US equities increased, a portion of these declines reflected currency movements following the Federal Reserve's third rate cut of the year.

Closer to home, European equities outperformed their US counterparts, supported by lower exposure to high-valuation technology stocks and stabilising energy prices. The MSCI Europe ex UK Index rose 2.2%, capping a strong period for the region, with defensive sectors and financials contributing meaningfully amid optimism around fiscal expansion and easing inflation. UK equities ended the year on a similarly positive note, with the FTSE 100 gaining 2.2% and the FTSE 250 advancing 1.7%, driven by strength in mining and defence stocks alongside expectations of further Bank of England rate cuts.

Elsewhere, emerging market gains were underpinned by strong performances from semiconductor-linked stocks in South Korea and Taiwan, where returns have been notably strong throughout the year. Japanese equities, however, ended the year more subdued, with the MSCI Japan Index declining 1.1% after the Bank of Japan's surprise 25 bps rate hike dampened sentiment.

Across bond markets, returns were mixed as investors navigated a complex environment of policy divergence and shifting inflation expectations. Global government bonds delivered modestly negative returns as long-dated yields rose, while corporate credit outperformed, supported by tighter spreads and resilient fundamentals.

At a policy level, the Federal Reserve implemented its third consecutive 25 bps rate cut, while the Bank of England also reduced rates by 25 bps, with easing inflation and signs of labour market softening providing scope for further policy accommodation in the UK.

Looking ahead, disinflation trends, central bank policy trajectories and the resilience of global growth remain the dominant themes. In this environment, regional equity diversification and allocations to high-quality fixed income continue to play a central role in constructing resilient portfolios.

Against this backdrop, portfolio returns were negative, driven primarily by weakness in US equities and rising long-dated bond yields. Within global equities, the Schroder Global Sustainable Value Equity fund outperformed, gaining 1.6%, while more growth-oriented strategies struggled. At a regional level, US regional holdings detracted, while Emerging Market and Asian exposures delivered positive returns, as the UBAM Positive Impact Emerging Equity gained 1.4% and the Impax Asian Environmental Markets rose 1.2%. Thematic allocations were mixed, with Schroder Global Alternative Energy up 1.6% and Regnan Sustainable Water and Waste down 2.5%. Fixed income performance was mixed, though credit and short-duration strategies outperformed, while alternatives also diverged.

## Fund In Focus

### Templeton Global Climate Change

This global equity strategy from Franklin Templeton offers a unique approach to investing in the climate change theme. With a clear exclusionary framework in place, the focus of the fund is on finding companies that provide solutions to mitigate and adapt to climate change, as well as those that are actively adapting their business models to be more resilient in the face of climate change and resource depletion.

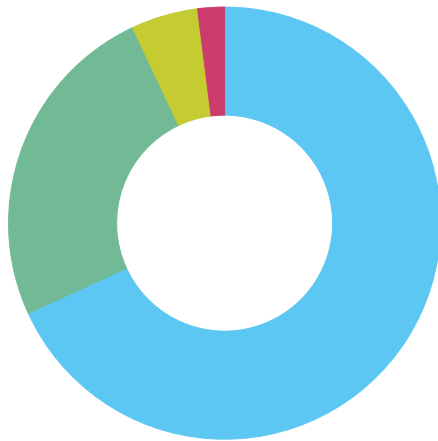
What makes this solution particularly interesting is its overweight position in peer leading companies within the materials sector – a segment of the market that is essential to the energy transition, but often overlooked by sustainable equity funds.

By tackling the more difficult parts of the market in a way that is credible, transparent, and remains true to their sustainability targets, the team at Franklin Templeton have been able to create a strategy that sits apart from peers, in a market that often lacks genuine diversification. Going forward, the Fairstone Environmental portfolios will undoubtedly benefit from having exposure to this fund and the market leading companies that it holds.

# Fairstone Responsible Active 6

## Asset Allocation

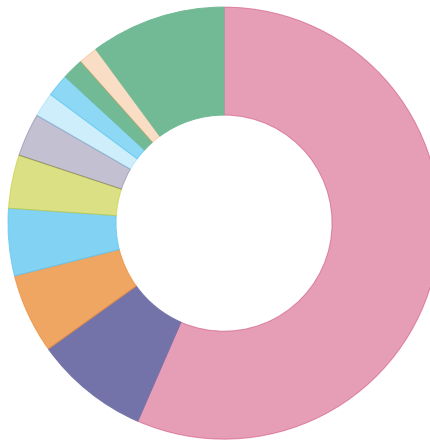
Portfolio Date: 23/10/2025



	%
Equities	68.2
Fixed Income	24.9
Alternatives	5.0
Cash	2.0
<b>Total</b>	<b>100.0</b>

## Equity Breakdown

Portfolio Date: 31/12/2025



	%
United States	56.5
United Kingdom	8.6
Japan	6.0
France	5.0
Taiwan	4.0
China	3.2
India	1.8
Germany	1.7
Denmark	1.6
Netherlands	1.5
Other	10.1
<b>Total</b>	<b>100.0</b>

## Portfolio Breakdown

	Sub Asset Class	Portfolio Weighting %
<b>Equities</b>	—	<b>68.15</b>
Brown Advisory US Sust Gr GBP B Acc	US Equity	9.90
Federated Hermes Sus Gl Eq X GBP Acc	Global Equity	9.25
Impax Asian Envir Mkts (IE) GBP X Acc	Asia Pacific Equity	2.60
Janus Henderson US Sustainable Eq S Acc	US Equity	9.90
M&G Positive Impact Sterling L GBP Acc	Global Equity	9.25
Regnan Sustainable Water and Waste IGBP	Global Equity	1.10
Schroder Global Alt Energy L GBP Acc	Global Equity	1.10
Schroder Global Sust Val Eq Z Cap	Global Equity	13.20
UBAM Positive Impact Em Eq YC GBP Acc	Emerging Markets Equity	2.60
Vontobel Global Envir Change N GBP	Global Equity	9.25
<b>Fixed Income</b>	—	<b>24.85</b>
AXA Green Short Dur Bond ZI Acc GBP Qt	Global Fixed Income	3.45
Liontrust Sust Fut Corp Bd 6 Grs Acc	Global Fixed Income	4.60
PIMCO GIS Climate Bond Instl GBP H Acc	Global Fixed Income	5.20
Vanguard UK Govt Bd Idx Ins Pl £ Acc	UK Gilts	2.30
Vanguard UK S/T Gilt Idx Ins Pl GBP Acc	UK Gilts	1.80
Vontobel TwentyFour Sust S/T Bd Inc NG £	Global Fixed Income	2.30
Wellington Gbl Impact Bond GBP N AcH	Global Fixed Income	5.20
<b>Alternatives</b>	—	<b>5.00</b>
Schroder Global Cities Real Estt L £ Acc	Property	1.40
Trojan Ethical X Acc	Lower Risk Alternatives	3.60
<b>Cash</b>	—	<b>2.00</b>
BlackRock ICS Stlg LiqEnvtyAwr Prem Acc	Cash & Money Market	1.75
CASH	Cash & Money Market	0.25

# Fairstone Responsible Active 6

## Target Market

---

Access to the portfolios is only available to investors on the recommendation of a financial adviser and it is the role of the adviser to determine the appropriateness and suitability of the portfolio to each investor's own personal needs, objectives and preferences.

**Type of investors:** Given the nature of non-complex UCITS funds the service is suitable for retail investors, professional clients and eligible counterparties. The service is predominantly designed for the use of retail investors.

**Investors' knowledge and experience:** Investors with basic, informed or advanced knowledge and experience of capital markets and investment risks and of funds and their characteristics.

**Clients' financial situation with a focus on the ability to bear losses:** Investors have a tolerance to fluctuations in capital invested and potential capital loss.

**Clients' risk tolerance and compatibility of the risk/reward profile of the product with the target market:** Due to the volatility of the markets in which the service may invest e.g. equity, bond and property markets the service has a risk and reward profile that is compatible with clients who have a risk tolerance aligned to the Investment Aim of the portfolio. Investors should be willing to accept price fluctuations in exchange for the opportunity of possible higher returns.

**Clients' objectives and needs:** Depending on the duration of the investment the portfolio may be suitable for clients who have a medium-term investment horizon (at least 5 years).

**Clients who should not invest (the 'negative-target market'):** This portfolio is deemed incompatible for clients who require full capital protection and/or are seeking on-demand full repayment of the amounts invested or who are fully risk averse/have no risk tolerance.

## Important Notices

---

This factsheet is for illustrative purposes only. Investments linked to this model portfolio may not exactly replicate the model portfolio described due to differences in timing of the initial investment or rebalancing differences resulting from minimum transaction size limits or fund availability on the platform or provider.

Please note that platform and financial advice fees are not included.

Where we have provided commentary on specific companies, this commentary is not investment research as defined by the Financial Conduct Authority and has not been prepared in accordance with legal requirements designed to promote the independence of research

Nothing in this document should be deemed to constitute the provision of financial, investment or other profession advice. Responsibility for assessing the suitability of financial products remains solely with the financial adviser.

The information in this document was prepared on the date shown below and is believed to be correct but cannot be guaranteed. The value of investments and the income from them can go down as well as up and investors may not recover the amount of their original investment. The sterling value of overseas investments, and the income from them, will fluctuate as a result of currency movements. Past performance is not a guide to future performance.

Fairstone Private Wealth does not offer tax advice; the tax treatment of investments depends on each investor's individual circumstances and is subject to changes in tax legislation.

Fairstone Private Wealth Ltd. is authorised and regulated by the Financial Conduct Authority (FRN: 457558). Registered in England and Wales no: 05869447. Part of the Fairstone Group Limited. Registered in England and Wales no: 06599555. Registered Office: 8 Camberwell Way, Doxford International Business Park, Sunderland, SR3 3XN