

Fairstone Multi Instrument 6

Investment Aim

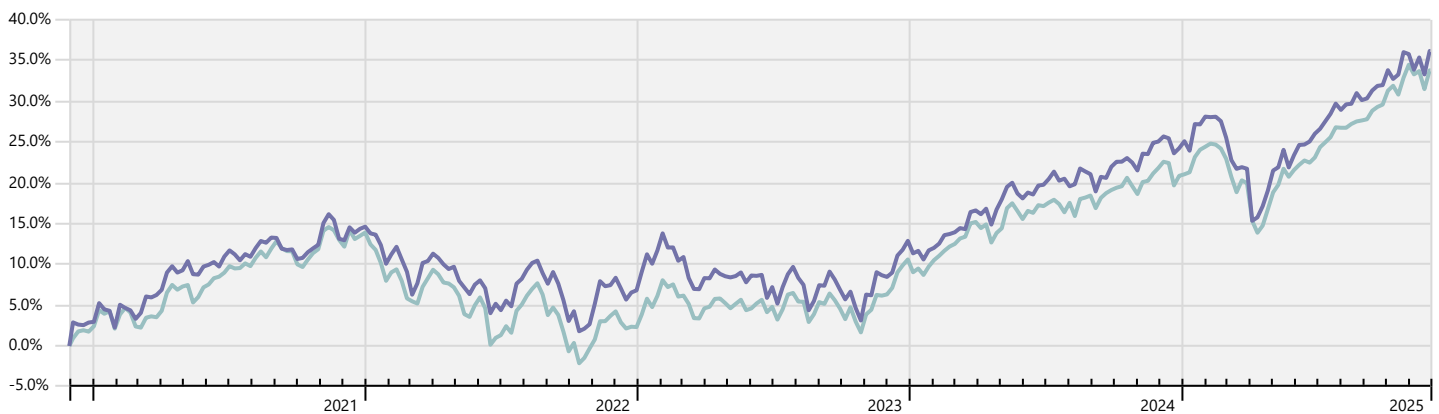
The Fairstone Multi-Instrument Portfolio 6 is a diversified multi asset portfolio, investing in a broad range of direct equities, ETFs, investment trusts and open-ended funds. By blending our direct investment capabilities and asset allocation skills we look to optimise returns within a predetermined risk management range.

The portfolio aims to grow wealth by delivering returns well in excess of inflation over every rolling 5-year period while a relatively balanced approach maintains risk to capital at levels considerably lower than that of global stock markets and commodities.

The portfolio is managed to remain within Defaqto risk rating 6 (Balanced Growth) at all times. For a full explanation of the Defaqto risk rating system please consult your financial adviser.

Investment Growth

Time Period: 01/12/2020 to 30/11/2025



— Fairstone Multi Instrument 6

36.2% — IA Mixed Investment 40-85% Shares

33.8%

Cumulative Performance

	1 Year	3 Years	5 Years
Fairstone Multi Instrument 6	8.88%	26.20%	36.19%
IA Mixed Investment 40-85% Shares	9.84%	28.95%	33.81%

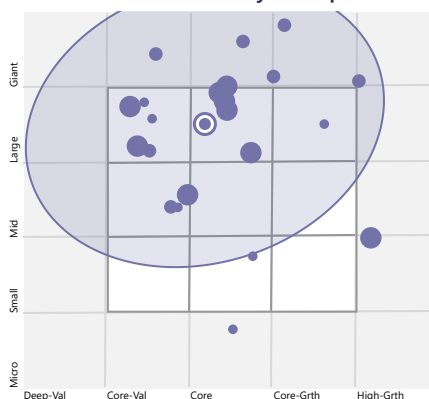
Calendar Year Returns

	YTD	2024	2023	2022	2021	2020
Fairstone Multi Instrument 6	9.61	10.05	5.69	-6.81	11.33	5.16
IA Mixed Investment 40-85% Shares	11.11	8.88	8.10	-10.18	11.22	5.50

Portfolio Overview

Portfolio Manager	Harry Scargill
Investment Universe	Multi-Instrument
Yield	1.30%
Portfolio Start Date	01/01/2017
Ongoing Fund Costs	0.57%
DFM Fee	0.30%
Total Portfolio Charge	0.87%

Investment Style Map



Risk Scale

6

Target 10 Year Volatility

This portfolio is managed to maximise risk adjusted return within a target volatility range of between 10.0% and 13.6% over a rolling 10-year time periods. This is not guaranteed, and actual volatility may fluctuate outside of these boundaries.

Fairstone Multi Instrument 6

Portfolio Manager

Harry Scargill

Portfolio Managers Market Commentary



Harry joined Fairstone in August of 2021 from Brown Shipley where he worked as a portfolio manager and collectives analyst with a focus on closed-ended vehicles.

Harry holds the CISI Chartered Wealth Manager qualification.

November marked a shift toward a more muted and consolidative phase for global markets, with global equities posting month end losses. After a strong run through early autumn, investors eased off the accelerator as concerns around stretched valuations - particularly in U.S. mega-cap technology stocks - prompted a reassessment of risk appetite. However, the softer tone reflected not a deterioration in fundamentals, but a collective pause as markets evaluated the sustainability of recent momentum.

In the United States, equities cooled after an extended rally led by the “Magnificent Seven”. Corporate fundamentals remained broadly supportive, with 81% of S&P 500 companies beating earnings expectations in Q3, yet investors grew more cautious about the narrow market leadership and elevated valuations of large-cap growth names. The resumption of economic data following the end of the government shutdown painted a mixed picture: core inflation continued to ease, strengthening expectations for another Federal Reserve rate cut in December, while consumer-spending indicators suggested a gradual softening in demand. These dynamics encouraged modest rotation into defensive sectors but ultimately left the S&P 500 down 0.7%, in GBP.

European equities proved comparatively resilient, finishing the month up 0.7%, in sterling. Sluggish economic activity - particularly in Germany's industrial sector - remained a headwind, but Europe's lower exposure to high-valuation technology names helped cushion returns. Stabilising energy prices further supported sentiment, allowing the region to deliver steadier performance versus the U.S. UK equities also benefitted from a lack of technology stocks, while the region's exposure to more defensive sectors helped dampen some more negative consumer sentiment.

Emerging markets faced a challenging backdrop, underperforming developed markets as softer global technology performance and renewed concerns around China weighed on returns. Weaker-than-expected Chinese industrial production dampened confidence, while regions more heavily exposed to the semiconductor cycle, notably South Korea and Taiwan, saw heightened volatility. India remained a relative bright spot, helped by robust domestic activity.

Japanese equities also suffered, declining 1.6%, as rising geopolitical tensions with China temporarily dampened sentiment.

Across fixed income markets, falling yields provided support. Softer inflation across the U.S. and eurozone, helped sovereign bonds rally, with U.S. Treasuries leading, up 0.5%. In the UK, sterling bonds experienced elevated levels of mid-month volatility as news flow surrounding the budget drove market jitters – come month end though, returns across the UK bond market were up 0.1%.

As the year draws to a close, disinflation trends, central bank policy paths, and global growth resilience remain the dominant themes. In this environment, regional equity diversification and high-quality fixed income continue to play a central role in building resilient portfolios.

Fund In Focus

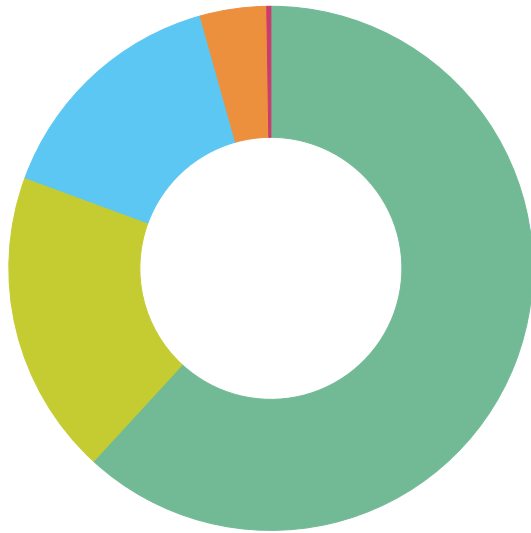
Alliance Witan Trust

This strategy is an investment trust, managed by Willis Towers Watson (WTW) and it a multi-manager approach with 11 elite fund managers, each limited to a small selection (20, 40 for Emerging Markets mandates) of high-conviction stocks to maximise returns while balancing risk. The focus of the strategy is stock specific exposure, however WTW actively manages these allocations across global sectors and geographies to maintain diversification. The investment committee, led by WTW's Craig Baker can therefore act as a strong Core element of our equity allocation, providing diversification through a range of experienced and specialist fund managers.

Fairstone Multi Instrument 6

Asset Allocation

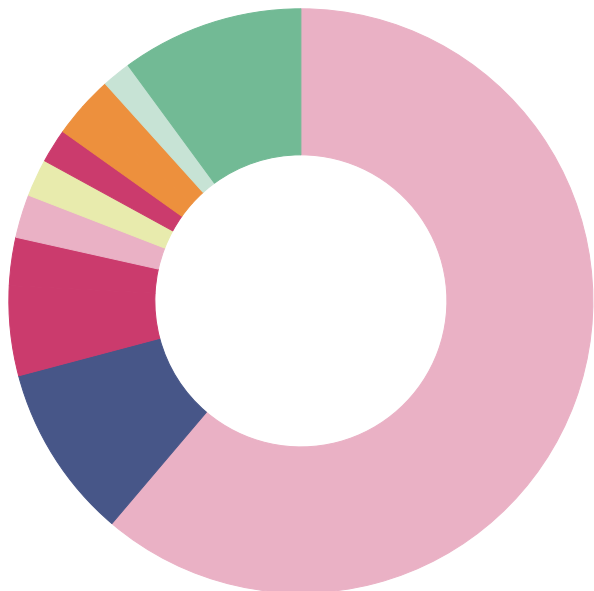
Portfolio Date: 30/11/2025



	%
Equities	61.8
Alternatives	18.8
Fixed Income	15.0
Unclassified	4.1
Cash	0.3
Total	100.0

Equity Breakdown

Portfolio Date: 30/11/2025



	%
United States	61.2
United Kingdom	9.7
Japan	5.0
France	2.7
India	2.4
China	2.1
Switzerland	1.9
Germany	1.8
Taiwan	1.7
Canada	1.6
Other	10.1
Total	100.0

Portfolio Breakdown (Top 50)

Portfolio Weighting %

Equities	61.8
Alliance Witan Ord	9.1
JPMorgan American Ord	8.4
JPM US Research Enh Eq Act ETF USD Acc	8.1
GQG Partners Global Equity I GBP Acc	8.0
AVI Global Trust Ord	6.3
Brown Advisory US Smaller Companies Ord	3.4
Scottish Mortgage Ord	2.6
Fidelity Special Values Ord	2.0
HgCapital Trust Ord	1.7
Invesco FTSE RAFI Emerging Markets ETF	1.5
JPMorgan Emerging Markets Growth & Inc	1.5
TM Natixis Loomis Sayles US Eq Ldrs I/A£	1.5
Dodge & Cox Worldwide US Stock A GBP	1.2
JPM AC APAC exJPRshEnhIdxEqActETF\$Acc	1.2
The European Smaller Companies Trust PLC	1.0
Tritax Big Box Ord	1.0
JPMorgan Japanese Ord	0.8
Man Japan CoreAlpha ProfI Acc C	0.8
WS Lightman European I Acc	0.8
Strategic Equity Capital Ord	0.7
Alternatives	18.8
Capital Gearing Ord	5.0
Personal Assets Ord	3.8
WisdomTree Core Physical Gold	3.6
3i Infrastructure Ord	3.0
International Public Partnerships Ord	1.2
HICL Infrastructure PLC Ord	1.2
LondonMetric Property PLC	1.0
Fixed Income	15.0
MGTS Fairstone Fixed Income GBP Acc	15.0
Unclassified	4.1
Invesco FTSE RAFI US 1000 ETF	4.1
Cash	0.3
CASH	0.3

Fairstone Multi Instrument 6

Target Market

Access to the portfolios is only available to investors on the recommendation of a financial adviser and it is the role of the adviser to determine the appropriateness and suitability of the portfolio to each investor's own personal needs, objectives and preferences.

Type of investors: Given the nature of non-complex UCITS funds the service is suitable for retail investors, professional clients and eligible counterparties. The service is predominantly designed for the use of retail investors.

Investors' knowledge and experience: Investors with basic, informed or advanced knowledge and experience of capital markets and investment risks and of funds and their characteristics.

Clients' financial situation with a focus on the ability to bear losses: Investors have a tolerance to fluctuations in capital invested and potential capital loss.

Clients' risk tolerance and compatibility of the risk/reward profile of the product with the target market: Due to the volatility of the markets in which the service may invest e.g. equity, bond and property markets the service has a risk and reward profile that is compatible with clients who have a risk tolerance aligned to the Investment Aim of the portfolio. Investors should be willing to accept price fluctuations in exchange for the opportunity of possible higher returns.

Clients' objectives and needs: Depending on the duration of the investment the portfolio may be suitable for clients who have a medium-term investment horizon (at least 5 years).

Clients who should not invest (the 'negative-target market'): This portfolio is deemed incompatible for clients who require full capital protection and/or are seeking on-demand full repayment of the amounts invested or who are fully risk averse/have no risk tolerance.

Important Notices

This factsheet is for illustrative purposes only. Investments linked to this model portfolio may not exactly replicate the model portfolio described due to differences in timing of the initial investment or rebalancing differences resulting from minimum transaction size limits or fund availability on the platform or provider.

Please note that platform and financial advice fees are not included.

Where we have provided commentary on specific companies, this commentary is not investment research as defined by the Financial Conduct Authority and has not been prepared in accordance with legal requirements designed to promote the independence of research

Nothing in this document should be deemed to constitute the provision of financial, investment or other profession advice. Responsibility for assessing the suitability of financial products remains solely with the financial adviser.

The information in this document was prepared on the date shown below and is believed to be correct but cannot be guaranteed. The value of investments and the income from them can go down as well as up and investors may not recover the amount of their original investment. The sterling value of overseas investments, and the income from them, will fluctuate as a result of currency movements. Past performance is not a guide to future performance.

Fairstone Private Wealth does not offer tax advice; the tax treatment of investments depends on each investor's individual circumstances and is subject to changes in tax legislation.

Fairstone Private Wealth Ltd. is authorised and regulated by the Financial Conduct Authority (FRN: 457558). Registered in England and Wales no: 05869447. Part of the Fairstone Group Limited. Registered in England and Wales no: 06599555. Registered Office: 8 Camberwell Way, Doxford International Business Park, Sunderland, SR3 3XN