

Fairstone Multi Instrument 7

Investment Aim

The Fairstone Multi-Instrument Portfolio 7 is a diversified multi asset portfolio, investing in a broad range of direct equities, ETFs, investment trusts and open-ended funds. By blending our direct investment capabilities and asset allocation skills we look to optimise returns within a predetermined risk management range.

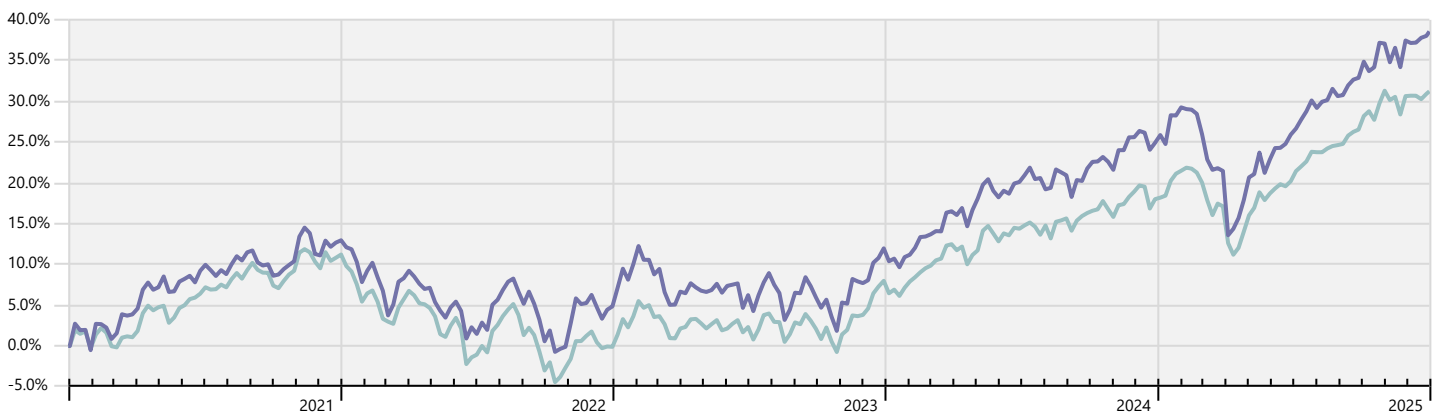
The portfolio aims to grow wealth by delivering returns well in excess of inflation over every rolling 5-year period while a relatively balanced approach maintains risk to capital at levels considerably lower than that of global stock markets and commodities.

The portfolio is managed to remain within Defaqto risk rating 7 (Growth) at all times. For a full explanation of the Defaqto risk rating system please consult your financial adviser.

THIS PORTFOLIO IS NOT SUITABLE FOR USE WITHIN OFFSHORE BOND WRAPPERS, DUE TO UNDERLYING HOLDINGS IN EXCHANGE TRADED FUNDS.

Investment Growth

Time Period: 01/01/2021 to 31/12/2025



— Fairstone Multi Instrument 7

38.6% — IA Mixed Investment 40-85% Shares

31.2%

Cumulative Performance

	1 Year	3 Years	5 Years
Fairstone Multi Instrument 7	11.05%	32.16%	38.58%
IA Mixed Investment 40-85% Shares	11.62%	31.37%	31.24%

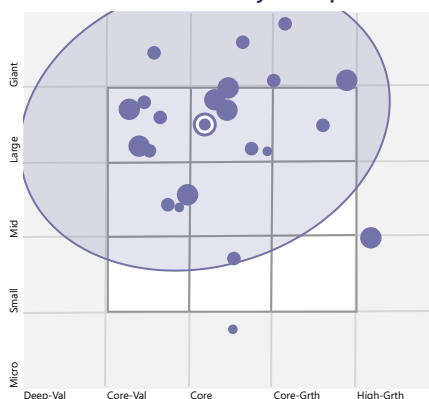
Calendar Year Returns

	YTD	2025	2024	2023	2022	2021
Fairstone Multi Instrument 7	11.05	11.05	11.45	6.79	-7.18	12.97
IA Mixed Investment 40-85% Shares	11.62	11.62	8.88	8.10	-10.18	11.22

Portfolio Overview

Portfolio Manager	Harry Scargill
Investment Universe	Multi-Instrument
Yield	1.18%
Portfolio Start Date	01/01/2017
Ongoing Fund Costs	0.59%
DFM Fee	0.30%
Total Portfolio Charge	0.89%

Investment Style Map



Risk Scale

7

Target 10 Year Volatility

This portfolio is managed to maximise risk adjusted return within a target volatility range of between 11.8% and 15.4% over a rolling 10-year time periods. This is not guaranteed, and actual volatility may fluctuate outside of these boundaries.

Fairstone Multi Instrument 7

Portfolio Manager

Harry Scargill

Portfolio Managers Market Commentary



Harry joined Fairstone in August of 2021 from Brown Shipley where he worked as a portfolio manager and collectives analyst with a focus on closed-ended vehicles.

Harry holds the CISI Chartered Wealth Manager qualification.

December closed out 2025 with a tone of cautious optimism across global markets. While pockets of volatility persisted, the prevailing narrative was one of consolidation rather than capitulation. Investors weighed the supportive effects of easing inflation and selective central bank rate cuts against ongoing concerns surrounding valuations and geopolitical uncertainty. Against this backdrop, both equity and fixed income markets delivered mixed outcomes.

In line with trends observed earlier in the year, market leadership continued to broaden, with UK, European and Emerging Market equities outperforming US stocks. This broadening was also evident at the sector level, where cyclical and value sectors outperformed growth, reflecting investor demand for diversification amid growing questions over the sustainability of AI-driven spending trends.

Within the US, the S&P 500 declined 1.6% in GBP terms, outperforming the Nasdaq, which fell 2.1%, as technology stocks - key drivers of 2025's rally - faced valuation headwinds. While investor caution toward US equities increased, a portion of these declines reflected currency movements following the Federal Reserve's third rate cut of the year.

Closer to home, European equities outperformed their US counterparts, supported by lower exposure to high-valuation technology stocks and stabilising energy prices. The MSCI Europe ex UK Index rose 2.2%, capping a strong period for the region, with defensive sectors and financials contributing meaningfully amid optimism around fiscal expansion and easing inflation. UK equities ended the year on a similarly positive note, with the FTSE 100 gaining 2.2% and the FTSE 250 advancing 1.7%, driven by strength in mining and defence stocks alongside expectations of further Bank of England rate cuts.

Elsewhere, emerging market gains were underpinned by strong performances from semiconductor-linked stocks in South Korea and Taiwan, where returns have been notably strong throughout the year. Japanese equities, however, ended the year more subdued, with the MSCI Japan Index declining 1.1% after the Bank of Japan's surprise 25 bps rate hike dampened sentiment.

Across bond markets, returns were mixed as investors navigated a complex environment of policy divergence and shifting inflation expectations. Global government bonds delivered modestly negative returns as long-dated yields rose, while corporate credit outperformed, supported by tighter spreads and resilient fundamentals.

At a policy level, the Federal Reserve implemented its third consecutive 25 bps rate cut, while the Bank of England also reduced rates by 25 bps, with easing inflation and signs of labour market softening providing scope for further policy accommodation in the UK.

Looking ahead, disinflation trends, central bank policy trajectories and the resilience of global growth remain the dominant themes. In this environment, regional equity diversification and allocations to high-quality fixed income continue to play a central role in constructing resilient portfolios.

Fund In Focus

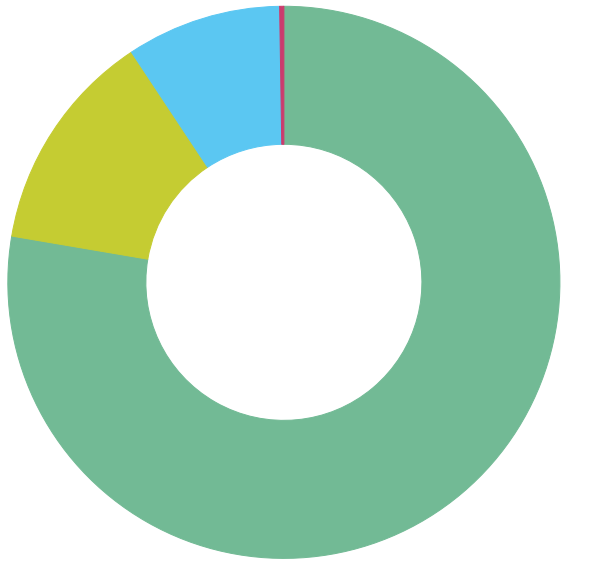
Alliance Witan Trust

This strategy is an investment trust, managed by Willis Towers Watson (WTW) and it a multi-manager approach with 11 elite fund managers, each limited to a small selection (20, 40 for Emerging Markets mandates) of high-conviction stocks to maximise returns while balancing risk. The focus of the strategy is stock specific exposure, however WTW actively manages these allocations across global sectors and geographies to maintain diversification. The investment committee, led by WTW's Craig Baker can therefore act as a strong Core element of our equity allocation, providing diversification through a range of experienced and specialist fund managers.

Fairstone Multi Instrument 7

Asset Allocation

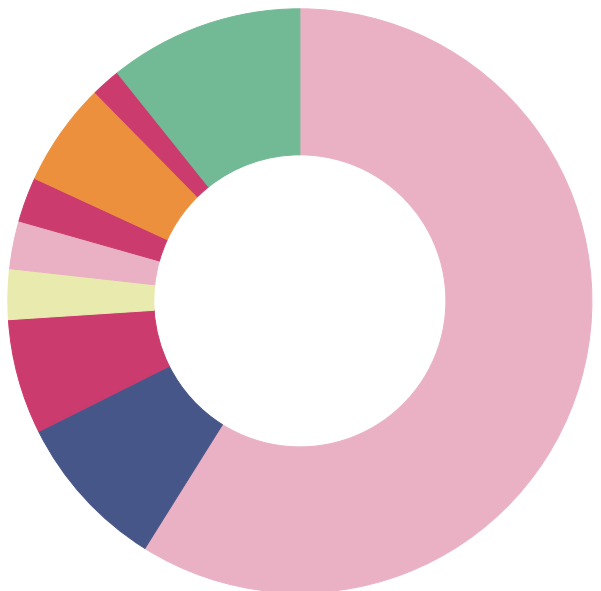
Portfolio Date: 31/12/2025



Equities	77.7
Alternatives	13.0
Fixed Income	9.1
Cash	0.2
Total	100.0

Equity Breakdown

Portfolio Date: 31/12/2025



United States	58.9
United Kingdom	8.7
Japan	6.4
China	2.8
India	2.6
France	2.5
Taiwan	2.4
Germany	1.7
Brazil	1.7
Switzerland	1.6
Other	10.7
Total	100.0

Portfolio Breakdown (Top 50)

Portfolio Weighting %

Equities	77.7
Alliance Witan Ord	10.1
JPM US Research Enh Eq Act ETF USD Acc	9.8
JPMorgan American Ord	9.6
GQG Partners Global Equity I GBP Acc	8.7
AVI Global Trust Ord	7.0
Invesco FTSE RAFI US 1000 ETF	4.5
Brown Advisory US Smaller Companies Ord	4.3
Scottish Mortgage Ord	3.6
HgCapital Trust Ord	2.1
JPMorgan Emerging Markets Growth & Inc	2.0
Invesco FTSE RAFI Emerging Markets ETF	2.0
Dodge & Cox Worldwide US Stock A GBP	2.0
TM Natixis Loomis Sayles US Eq Ldrs I/A£	1.9
Fidelity Special Values Ord	1.8
JPM AC APAC exJPRshEnhIdxEqActETF\$Acc	1.4
The European Smaller Companies Trust PLC	1.3
Man Japan CoreAlpha Profl Acc C	1.1
JPMorgan Japanese Ord	1.1
WS Lightman European I Acc	1.0
Strategic Equity Capital Ord	0.9
Tritax Big Box Ord	0.8
Finsbury Growth & Income Ord	0.5
Alternatives	13.0
WisdomTree Core Physical Gold	3.6
3i Infrastructure Ord	3.1
Capital Gearing Ord	2.5
WisdomTree Physical Silver ETC	1.4
LondonMetric Property PLC	1.0
International Public Partnerships Ord	0.7
HICL Infrastructure PLC Ord	0.7
Fixed Income	9.1
MGTS Fairstone Fixed Income GBP Acc	9.1
Cash	0.2
CASH	0.2

Fairstone Multi Instrument 7

Target Market

Access to the portfolios is only available to investors on the recommendation of a financial adviser and it is the role of the adviser to determine the appropriateness and suitability of the portfolio to each investor's own personal needs, objectives and preferences.

Type of investors: Given the nature of non-complex UCITS funds the service is suitable for retail investors, professional clients and eligible counterparties. The service is predominantly designed for the use of retail investors.

Investors' knowledge and experience: Investors with basic, informed or advanced knowledge and experience of capital markets and investment risks and of funds and their characteristics.

Clients' financial situation with a focus on the ability to bear losses: Investors have a tolerance to fluctuations in capital invested and potential capital loss.

Clients' risk tolerance and compatibility of the risk/reward profile of the product with the target market: Due to the volatility of the markets in which the service may invest e.g. equity, bond and property markets the service has a risk and reward profile that is compatible with clients who have a risk tolerance aligned to the Investment Aim of the portfolio. Investors should be willing to accept price fluctuations in exchange for the opportunity of possible higher returns.

Clients' objectives and needs: Depending on the duration of the investment the portfolio may be suitable for clients who have a medium-term investment horizon (at least 5 years).

Clients who should not invest (the 'negative-target market'): This portfolio is deemed incompatible for clients who require full capital protection and/or are seeking on-demand full repayment of the amounts invested or who are fully risk averse/have no risk tolerance.

Important Notices

This factsheet is for illustrative purposes only. Investments linked to this model portfolio may not exactly replicate the model portfolio described due to differences in timing of the initial investment or rebalancing differences resulting from minimum transaction size limits or fund availability on the platform or provider.

Please note that platform and financial advice fees are not included.

Where we have provided commentary on specific companies, this commentary is not investment research as defined by the Financial Conduct Authority and has not been prepared in accordance with legal requirements designed to promote the independence of research

Nothing in this document should be deemed to constitute the provision of financial, investment or other profession advice. Responsibility for assessing the suitability of financial products remains solely with the financial adviser.

The information in this document was prepared on the date shown below and is believed to be correct but cannot be guaranteed. The value of investments and the income from them can go down as well as up and investors may not recover the amount of their original investment. The sterling value of overseas investments, and the income from them, will fluctuate as a result of currency movements. Past performance is not a guide to future performance.

Fairstone Private Wealth does not offer tax advice; the tax treatment of investments depends on each investor's individual circumstances and is subject to changes in tax legislation.

Fairstone Private Wealth Ltd. is authorised and regulated by the Financial Conduct Authority (FRN: 457558). Registered in England and Wales no: 05869447. Part of the Fairstone Group Limited. Registered in England and Wales no: 06599555. Registered Office: 8 Camberwell Way, Doxford International Business Park, Sunderland, SR3 3XN