Fairstone Passive Model Portfolio 8 Powered by Vanguard

Investment Aim

The portfolio is designed to provide risk adjusted returns. It aims to achieve capital appreciation and reduce investment risk through diversification across asset classes and geographies.

This portfolio is managed to maximise risk adjusted returns within a target volatility range of 13.6% and 17.2% over rolling 10-year time periods. This is not guaranteed, and actual volatility may fluctuate outside of these boundaries.

Ranking the risk on a scale of between 1 and 10, where 1 is the lowest, we place this portfolio as 8.

Investment Growth

Time Period: 01/11/2021 to 31/10/2026



Fairstone Passive Model Portfolio 8 Powered by Vanguard 41.8% IA Flexible Investment 30.0%

Simulated Performance

Please note performance prior to 1 January 2025 is based in simulated past performance. In order to provide an indication of how the portfolio would have performed in the past, we have produced simulated past performance from 20 May 2019 to 31 December 2024. The simulated performance is based on the actual performance history of the funds within the portfolios using our historical tactical asset allocation, rebalanced to quarterly and adjusted annually. Full details are available on request. The simulated past performance is not a reliable indicator of future performance.

Cumulative Performance

	1 Year	3 Years	5 Years
Fairstone Passive Model Portfolio 8 Powered by Vanguard	8.10%	48.10%	41.78%
IA Flexible Investment	7.29%	42.05%	30.04%

Discrete Year on Year Performance

	0-12m	12-24m	24-36m	36-48m	48-60m
Fairstone Passive Model Portfolio 8 Powered by Vanguard	8.10%	16.80%	17.31%	4.84%	-8.69%
IA Flexible Investment	7.29%	14.04%	16.09%	1.80%	-10.07%

Portfolio Overview

Portfolio Manager	Vanguard
Investment Universe	Open Ended Funds
Yield	1.89%
Portfolio Start Date	01/01/2025
Ongoing Fund Costs	0.10%
DFM Fee	0.20%
Total Portfolio Charge	0.30%

Investment Style Map

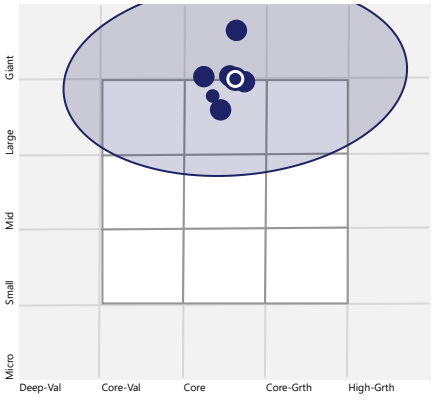

Risk Scale

8

Target 10 Year Volatility

This portfolio is managed to maximise risk adjusted return within a target volatility range of between 13.6% and 17.2% over a rolling 10-year time periods.
This is not guaranteed, and actual volatility may fluctuate outside of these boundaries.

Fairstone Passive Model Portfolio 8 Powered by Vanguard

Investment Adviser's Market Commentary

Investment Adviser

Vanguard

Rising inflation, concerns about government borrowing and stronger global economic growth led to a sharp fall in bond prices during the third quarter. Government borrowing costs rose to their highest levels in decades across the US and much of Europe. Oil prices were volatile and elevated, around 33% higher since the end of Q2 amid heightened geopolitical uncertainty. Despite these challenges, stock markets proved resilient, with Q2 company earnings beating expectations as continued investor enthusiasm for artificial intelligence (AI) supported share prices.

In the UK, growth remained strong, beating expectations in both Q2 and July. Inflation started to rise again, driven by higher energy prices, and in August it reached its highest level since March. The Bank of England may need to raise interest rates as it seeks to bring inflation back to its 2% target. Government finances remain uncertain and much depends on the Budget in October.

The US economy continued to grow strongly in Q2, supported by strong consumer spending, although concerns about high inflation led consumer confidence to drop to its lowest level since 2014. The jobs market was volatile on seasonal effects, though the unemployment rate remains lower than at the start of the year. The Federal Reserve, the US central bank, raised interest rates for the first time since 2023 in September. We expect a further hike in 2026 as the robust employment market suggests the Fed may continue acting to combat inflationary pressures.

Economic growth in the euro area was well above expectations in Q2 and the unemployment rate held steady at historically low levels. September's inflation was higher than expected, as higher energy prices fed through to consumer prices. As widely anticipated, the European Central Bank increased interest rates in September, although its accompanying statement suggested that some measures of underlying inflationary pressure continue to ease. Nevertheless, we expect interest rates to increase later this year and into 2027 given the elevated level of inflation.

Vanguard Capital Markets Model

The Vanguard Capital Markets Model Team researches, develops, and maintains a suite of powerful analytical models and tools. At the heart of them is the Vanguard Capital Markets Model (VCMM), a proprietary financial simulation engine that simulates returns for a wide range of asset classes.

The VCMM is designed to enable clients to make asset allocation decisions as well as help build portfolio solutions.

The team uses the VCMM to create dynamic, time-varying portfolios that change their asset allocations in response to the model's forecasts. These time-varying portfolios are designed to target a specific return, target a risk range or seek to maximise returns.

Vanguard has extensive experience in building portfolio solutions. For more than ten years, Vanguard has used these analytical models to construct portfolios for its Institutional Advisory Services group, which manages in excess of USD 40bn in AUM, as of 31 December 2018.

Source: Vanguard

Fairstone Passive Model Portfolio 8 Powered by Vanguard

Asset Allocation

Portfolio Date: 11/08/2026

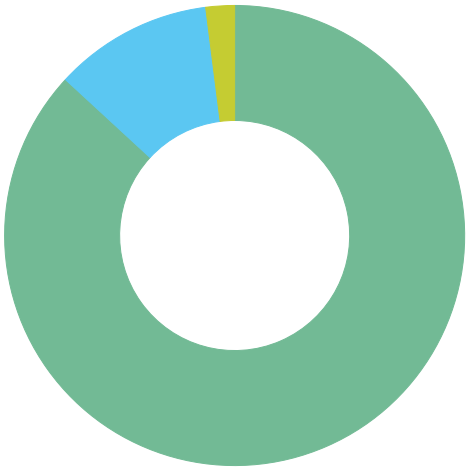

	%
Equities	86.9
Fixed Income	11.1
Cash	2.0
Total	**100.0**

Equity Breakdown

Portfolio Date: 31/10/2026

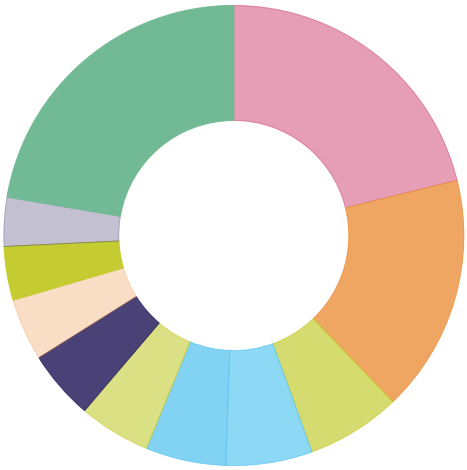

	%
United States	21.1
Japan	16.7
Switzerland	6.6
Germany	6.1
France	5.6
Taiwan	5.1
Australia	4.8
Netherlands	4.4
South Korea	3.8
China	3.4
Other	22.3
Total	**100.0**

Portfolio Breakdown

	Sub Asset Class	Portfolio Weighting %
Equities	—	**86.9**
Vanguard FTSE Dev €pe exUKEqIdxInsPl£Acc	European Equity	31.4
Vanguard U.S. Eq Idx Ins Pl £ Acc	US Equity	17.4
Vanguard Em Mkts Stk Idx Ins Pl £ Acc	Emerging Markets Equity	15.4
Vanguard Jpn Stk Idx Ins Pl £ Acc	Japanese Equity	14.1
Vanguard Pac exJpn Stk Idx Ins Pl £ Acc	Asia Pacific Equity	6.6
Vanguard FTSE UKAllShrIdxUnitTrInsPl£Acc	UK Equity	2.0
Fixed Income	—	**11.1**
Vanguard Glb Bd Idx Ins Pl £ H Acc	Global Fixed Income	5.8
Vanguard UK Govt Bd Idx Ins Pl £ Acc	UK Gilts	3.4
Vanguard UK Invm Grd Bd Idx Ins Pl £ Acc	UK Corporate Bonds	1.9
Cash	—	**2.0**
Vanguard Stlg S/T Mny Mkts Ins PlsGBPAcc	Cash & Money Market	1.8
CASH	Cash & Money Market	0.3

Fairstone Passive Model Portfolio 8 Powered by Vanguard

Target Market

Access to the portfolios is only available to investors on the recommendation of a financial adviser and it is the role of the adviser to determine the appropriateness and suitability of the portfolio to each investor's own personal needs, objectives and preferences.

Type of investors: Given the nature of non-complex UCITS funds the service is suitable for retail investors, professional clients and eligible counterparties. The service is predominantly designed for the use of retail investors.

Investors' knowledge and experience: Investors with basic, informed or advanced knowledge and experience of capital markets and investment risks and of funds and their characteristics.
Clients' financial situation with a focus on the ability to bear losses: Investors have a tolerance to fluctuations in capital invested and potential capital loss.

Clients' risk tolerance and compatibility of the risk/reward profile of the product with the target market: Due to the volatility of the markets in which the service may invest e.g. equity, bond and property markets the service has a risk and reward profile that is compatible with clients who have a risk tolerance aligned to the Investment Aim of the portfolio. Investors should be willing to accept price fluctuations in exchange for the opportunity of possible higher returns.

Clients' objectives and needs: Depending on the duration of the investment the portfolio may be suitable for clients who have a medium-term investment horizon (at least 5 years).

Clients who should not invest (the 'negative-target market'): This portfolio is deemed incompatible for clients who require full capital protection and/or are seeking on-demand full repayment of the amounts invested or who are fully risk averse/have no risk tolerance.

Important Notices

This factsheet is for illustrative purposes only. Investments linked to this model portfolio may not exactly replicate the model portfolio described due to differences in timing of the initial investment or rebalancing differences resulting from minimum transaction size limits or fund availability on the platform or provider.

Please note that platform and financial advice fees are not included.

Where we have provided commentary on specific companies, this commentary is not investment research as defined by the Financial Conduct Authority and has not been prepared in accordance with legal requirements designed to promote the independence of research

Nothing in this document should be deemed to constitute the provision of financial, investment or other profession advice. Responsibility for assessing the suitability of financial products remains solely with the financial adviser.

The information in this document was prepared on the date shown below and is believed to be correct but cannot be guaranteed. The value of investments and the income from them can go down as well as up and investors may not recover the amount of their original investment. The sterling value of overseas investments, and the income from them, will fluctuate as a result of currency movements. Past performance is not a guide to future performance.

Fairstone Private Wealth does not offer tax advice; the tax treatment of investments depends on each investor's individual circumstances and is subject to changes in tax legislation.

Fairstone Private Wealth Ltd. is authorised and regulated by the Financial Conduct Authority (FRN: 457558). Registered in England and Wales no: 05869447. Part of the Fairstone Group Limited. Registered in England and Wales no: 06599555. Registered Office: 8 Camberwell Way, Doxford International Business Park, Sunderland, SR3 3XN